



BAUMAN
C E R T I F I E D
HAIRCOACH®

A GROWTH OPPORTUNITY

THE MEDICAL MANAGEMENT OF HAIR LOSS

ALAN J. BAUMAN, MD, ABHRS, IAHRS, FISHRS

HairCoach® CLASS AGENDA



7:30 - 8:00 AM SIGN-IN AND CONTINENTAL BUFFET

8:00 - 10:00 AM
EDUCATIONAL CURRICULUM BY DR. BAUMAN PART 1

10:00 - 10:15 AM BREAK

10:15 - 11:45 AM
EDUCATIONAL CURRICULUM BY DR. BAUMAN PART 2

11:45 - 12:30 PM CATERED LUNCH

12:30 - 1:30 PM
THE BAUMAN METHOD FOR PRP, PDOgro™,
AND MICRONEEDLING **LIVE DEMONSTRATIONS**

1:30 - 2:00 PM
TED DEMONSTRATION

2:00 - 3:00 PM
HAIRLOSS CONSULTATION AND PHOTOGRAPHY

3:00 - 4:00 PM
HairCheck® HANDS ON LEARNING

4:00 - 5:00 PM
HOW TO INTEGRATE **HairCoach®** INTO YOUR PRACTICE

5:00 - 5:30 PM
FEEDBACK FORMS, CERTIFICATES AND GROUP PHOTO

5:30 PM DEPARTURE

BAUMAN
CERTIFIED
HAIRCOACH®





science
[not]
fiction



Welcome & Introduction



- Liz Ashe, HairCoach Liaison
- Launched Propecia in 1998 for Merck & Co.
- 25 years in the field of Hair Loss
- Bauman Medical Team Member since 2009
- Michigan native
- My hobbies include salt water fishing, fitness, hiking and following NFL football

NEW: AHLA Endorses HairCoach!



ENDORSES



Differentiate Yourself



New Level of Credibility



Additional Programs (Coming Soon)

Tune In: Let's Talk Hair!



Tune In: thebaldtruth.com

Weekly live broadcasts, recorded shows and online forums.

TIP: Listen and recommend to those suffering from hair loss.



CONFIDENTIAL

Program Protection: 2 Forms to Sign

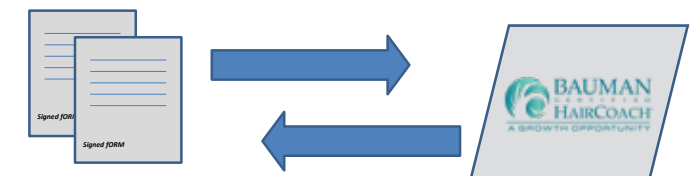
Form #1: Non-Disclosure/Non-Compete

Protects this training program from being copied

Form #2: Media Release

Share with public without you expecting any compensation

***We will exchange both forms
for today's presentation***





PROGRAM PROTECTION AGREEMENT

THIS NON-DISCLOSURE, NON-COMPETE AND CONFIDENTIALITY AGREEMENT (the “Agreement”) is made and entered into as of the _____, by and between Bauman Medical’s Consulting Division and his assigns (the “Owner”), and **(print your name)** _____ (the “Recipient”).

WITNESSETH:

WHEREAS, Recipient is choosing to enter into a transaction (a “Transaction”) with Owner regarding the possible expansion of the Owner’s services by promoting hair loss treatment programs, products and services packaged together based on Dr. Alan J. Bauman’s confidential proprietary protocols for purposes of generating a profit through commissions and barter paid by Bauman Medical through the Certified HairCoach® Program; and

WHEREAS, all information, material, ideas, and concepts now, previously or hereafter furnished to Recipients, his/her employees, agents, representatives, or other persons or entities affiliated in any manner whatsoever with Recipient, including without limitation, his/her attorneys, accountants, consultants, and advisors (collectively, “Representatives”), by the Owner concerning the Technology shall be referred to as the “Information.” “Information” does not include information which: (i) is now or hereafter enters the public domain without a breach of this Agreement; or (ii) is known to the Recipient prior to the time of disclosure by the Owner or independently acquired or developed by employees or agents of the Recipient (as shown by written records) without access to the Information and without violating any provisions of this Agreement or any other confidentiality obligation.

NOW, THEREFORE, in consideration of the foregoing recitals, of the promises, covenants, terms, and conditions contained herein, and other good and valuable consideration, the receipt and sufficiency of which is hereby acknowledged, the undersigned hereto agree as follows:

1. **Confidentiality.** Recipient acknowledges that the Certified HairCoach® Program Information belongs to the Owner, is confidential and non-public and that any disclosure in contravention of this Agreement or use of the Information without the express written consent of the Owner will cause irreparable harm and loss to the Owner. The Information shall be deemed a valuable, special and unique asset of the Owner that is received by Recipient in confidence.

2. **Nondisclosure.** For the period into perpetuity from the Date of this Agreement and for a geographical area within and outside the United States, Recipient shall use the Information solely for the purpose of promoting, offering and selling advisory services as related to hair loss treatment programs, products and services and not for any other purpose. **Recipient agrees that neither he/she nor any of its representatives will replicate the program in any way, shape or form nor will they re-create and/or re-brand any of the information provided via the Certified HairCoach® Program as a separate and/or competing program.** The Information will be kept confidential by the Recipient, except that the Recipient may disclose the Information or portions thereof to its Representatives who need to know such information for the sole purpose of evaluating the Transaction. In any event, Recipient agrees to safeguard and protect the confidentiality of the Information, to accept responsibility for any breach of this Agreement by any of its Representatives, and at its sole expense to take all reasonable measures (including but not limited to court proceedings) to restrain its Representatives from prohibited or unauthorized disclosure or uses of the Information. Recipient or its Representatives shall not at any time on or after the date hereof, directly or

indirectly, individually or jointly, publish, disclose, use, authorize, or assist in any way any other person or entity to publish, disclose, or use any of the Information. In addition, Recipient agrees that, without the prior written consent of the Owner, Recipient and its Representatives will not disclose to any other person the fact that the Information has been made available to Recipient, that discussions or negotiations are taking place concerning any of the Information, Commissions and compensation schedule, a Transaction or any of the terms, conditions or other facts with respect thereto, including the status thereof.

The Information will be kept confidential and will not, without the prior written consent of the Owner, be disclosed by Recipient, or its Representatives, directly or indirectly, for any purpose whatsoever at any time hereafter. The term “person” as used herein shall be broadly interpreted to include, without limitation, any individual, corporation, company, partnership or other entity. If the parties do not complete a Transaction or at any time upon the request of Owner, the Recipient shall promptly return to the Owner all Information, including any and all copies or reproductions thereof. “Information” shall be deemed to include all materials prepared by Recipient or its Representatives which contain or otherwise relate to the Information, and any analyses, compilations, studies or other documents or items prepared by Recipient or its Representatives or for the use of Recipient containing or verifying any Information.

In the event that Recipient or anyone to whom Recipient transmits the Information pursuant to this Agreement are requested or become legally compelled (by oral questions, interrogatories, request for information or documents, subpoena, civil investigative demand or similar process) to disclose any of the Information, Recipient shall provide the Owner with prompt written notice so that it may seek a protective order or other appropriate remedy and/or waive compliance with the provisions of this Agreement. In the event that such protective order or other remedy is not obtained, or the Owner waives compliance with the provisions of this Agreement, Recipient shall furnish only that portion of the Information which is legally required and shall exercise its best efforts to obtain reliable assurance that confidential treatment will be accorded the Information.

3. **Reasonableness of Restrictions.** Recipient agrees that the restrictions contained herein are fair, reasonable and necessary to protect the legitimate interests of the Owner. The parties hereto recognize and acknowledge that the provisions set forth in paragraph 2 herein are reasonable and properly required for the adequate protection of the Owner’s interest. The parties hereto agree that in the event any court of competent jurisdiction shall determine any such provision to be unreasonable, arbitrary, or against public policy, a less restrictive provision which is determined to be reasonable, non-arbitrary, and not against public policy may be enforced against Recipient.


IN WITNESS WHEREOF, the undersigned have hereunto set their hands as of the date first set forth above.

OWNER:
Sign Name: 

Print Name: Alan J. Bauman, MD

Entity: Bauman Medical Group’s Consulting Division

RECIPIENT:

Sign Your Name:  _____

Print Your Name: _____



MEDIA RELEASE

The undersigned whose name appears below acknowledges that he/she is over the age of 18 and provides Bauman Medical with the right to use their name, image, voice and likeness in the promotion of the Bauman Certified Hair Coach Class including television as well as in internet broadcast and any other media here now known. Moreover, the undersigned also agrees that they are not and will not be compensated in any way shape or form, acknowledge that they have not been promised any compensation for any use of their name, likeness and image in any capacity that Bauman Medical chooses to use same, at any time in the future for whatever purpose they deem appropriate and see fit for purposes of their sales and promotional marketing efforts.

I, the undersigned release all rights to the use of any and/or all material in which my name, likeness, image and/or voice may be used, at the full discretion of Bauman Medical without any advance approval by myself and that in no case shall I ever bring any action for any possible damages for the use of my name, likeness, image or voice in any material that might be used or produced in any way, shape or form by Bauman Medical or any of its assigns, transferees, or any other entities that may acquire rights in said material.

I have read, understood and agree to the terms articulated above by voluntarily signing below:

DATE SIGNED: _____

PRINT FIRST & LAST NAME: _____

SIGN NAME (APPROVAL): X _____

PLEASE TURN-IN COMPLETED FORM & RECEIVE PACKET

About Dr. Alan J. Bauman, MD



Dr. Alan J. Bauman, MD

Founder & CEO
Bauman Medical

- Full-time hair transplant surgeon
- Treated over 30,000 patients
- Performed >9,000 hair transplant surgeries
- 6,000 PRP procedures
- Received MD degree from New York Medical College
- Surgical residency training at Mt. Sinai Medical Center and Beth Israel Medical Center in Manhattan
- Hair Transplant Fellowship training in New York



Alan J. Bauman, MD, ABHRS, IAHRS, FISHRS



Dr. Alan J. Bauman, MD

Founder & CEO
Bauman Medical

- One of only ~200 physicians worldwide to achieve certification from the esteemed American and International Board of Hair Restoration Surgery
- Accepted member of the International Alliance of Hair Restoration Surgeons
- Recommended by the American Hair Loss Association
- Achieved the coveted Fellow status within the International Society of Hair Restoration Surgery (ISHRS)



Recent Accolades & Memberships



Alan J. Bauman, MD, ABHRS
Founder & CEO
Bauman Medical

- One of “10 CEOs Transforming Healthcare in America” in Forbes
- “Top 5 Transformative CEO” in Forbes
- 7-time “#1 Top Hair Restoration Physician” by Aesthetic Everything
- Ranked “Top 25 Hair Transplant Surgeons Worldwide” in Ape To Gentleman
- 1st hair transplant surgeon to be formally accepted as an Intercoiffure Partner
- Advisory Board Member, World Trichology Society
- Member, American Hair Loss Council
- Business Leader of the Year and Trustee, Greater Boca Raton Chamber of Commerce



Dr. Bauman in the Media



Dr. Bauman has been featured in the world's leading media as a top medical expert in the treatment of hair loss and has been seen on or in:



Dr. Bauman's Social Media



More than **3.4 million**
video views



youtube.com/alanbauman

20,000+ Likes
and **5,000+** friends



facebook.com/baumanmedical
facebook.com/alanjbauman

13,400+ connected



Alan J Bauman, M.D.

3,200 followers



@DrAlanBauman

2,500 followers



@DrAlanBauman

Dr. Bauman's Philosophy



Dr. Bauman's compassionate, patient-centered philosophy and **individualized artistic approach to protecting, enhancing and restoring the appearance and health of the hair and scalp** is what sets him and his Bauman Medical Hair Transplant and Hair Loss Treatment apart from non-specialists and other practices.

Dr. Bauman's Life-Changing Results



Before and after hair transplant
results by Dr. Bauman

"It was so simple and easy and comfortable. Every day when I look in the mirror, I'm loving the results -- my hair from the 90's is back! Thank you, Dr. B."

Cary Roman
CEO, LivingFLA.com

Bauman Medical's Life-Changing Offerings



Bauman Medical Hair Transplant and
Hair Loss Treatment Center
Boca Raton, Florida

- FUE no-scalpel/no-setch hair transplants
- No-Shave Long-Hair Preview VIP | FUE™ Hair Transplant
- Transepidermal Delivery System (TED)
- Platelet-Rich Plasma (PRP) & PDOgro™ for hair regrowth
- Scientific Scalp Makeover™ & Trichology for scalp health
- CNC Medical-Grade 3D Printed Hair & Scalp Cranial Prosthesis
- Eyelash, Eyebrow and Beard transplantation
- Hair Transplant Repair, Scar Coverage and Scar Camouflage
- Scalp Micropigmentation (SMP)
- At-home FDA-Cleared low-level laser hair regrowth devices
- Prescription hair regrowth products
- BaumanMD hair care products and supplements

Focus, Collaborate & Grow



facebook.com/haircoachhelp



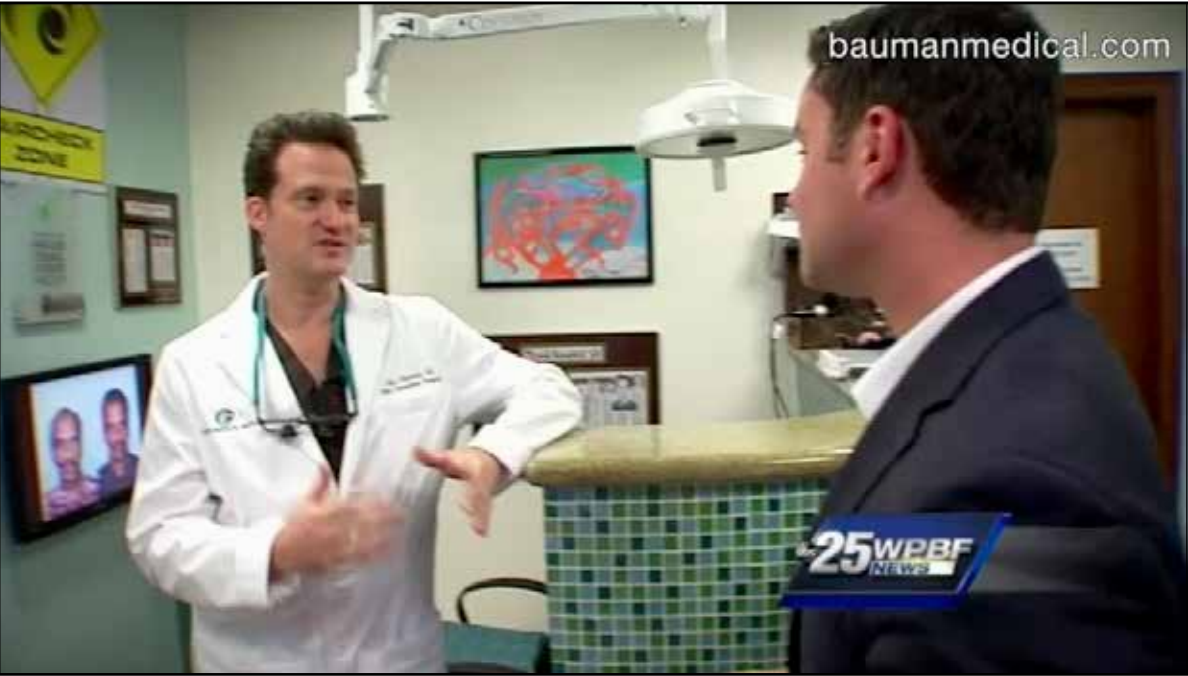
[@haircoachhelp](https://twitter.com/haircoachhelp)

#haircoach
#haircoachhelp

Connect, Click, Like & Share

Let's promote
each other and help
the public find us so that we
may help them!





Legal Notification

Material and information in this presentation is the property of Bauman Medical Group, P.A. Use of this confidential copyrighted presentation including proprietary information, text and images contained herein is legally restricted under the HairCoach™ Licensee Non-compete/Non-disclosure Confidentiality Agreement, Terms of Use, and related agreements. In addition, by viewing this presentation you consent to and agree to be bound by these Terms of Use. In addition to other restrictions, unauthorized use including reproduction in whole or in part in printed or electronic form is strictly prohibited and is in violation of the aforementioned agreements. Unless otherwise specified, you may not copy, modify, distribute, transmit, display, reproduce, publish, license, create derivative works from, frame or use in another presentation or website, transfer or sell any information obtained from this presentation without express written permission from Dr. Alan J. Bauman and Bauman Medical Group, P.A. Unauthorized use will be prosecuted to the fullest extent possible under applicable law.



© Copyright 2020 Bauman Medical Group, P.A. All Rights Reserved.

Alan J. Bauman, M.D.

Faculty

Elizabeth Ashe

- HairCoach® Liaison, Bauman Medical



Alan J. Bauman, M.D.

- Founder & Medical Director, Bauman Medical
- HairCoach® Program Creator



© Copyright 2020 Bauman Medical Group, P.A. All Rights Reserved.



HAIRCOACH® Concept

PHILOSOPHY:

- Hair loss is a 100% treatable condition
- Scientific measurements can help track hair loss and hair growth
- Patient compliance is **key** to achieve results

MISSION:

- Help patients who are concerned about their hair loss
- Incorporate methods that generate revenue by providing information, results-oriented treatments and compliance mechanisms



© Copyright 2020 Bauman Medical Group, P.A. All Rights Reserved.


ALAN J. BAUMAN, MD, ABHRS, FISHRS

Certifications & Affiliations

- Diplomate, American Board of Hair Restoration Surgery
- Fellow, International Society of Hair Restoration Surgery
- American Hair Loss Council
- Recommended, American Hair Loss Association
- Partner Member, Intercoiffure America Canada
- World Trichology Society
- #1 Top Hair Restoration Surgeon - Aesthetic Everything™
- Top Transformative CEO - Forbes

Experience Since 1997

- nearly 30,000 hair loss patients treated
- over 9,000 hair transplant surgeries
- over 6,000 PRP hair regrowth treatments
- baumanmedical.com/about-us



HAIRCOACH® Curriculum

- The HAIRCOACH® CURRICULUM & TREATMENT PROTOCOLS are derived from Dr. Alan J. Bauman's 20+ years of treating nearly 30,000 patients at Bauman Medical.
- The critical components are new **treatments**, **tracking** and **compliance** methods.
- NOTE: This information is an ever-changing, ever-growing body of knowledge.

- **Compassion**
- **Knowledge**
- **Technical Skills**
- **Proprietary Protocols***



© Copyright 2020 Bauman Medical Group, P.A. All Rights Reserved.

Goals & Objectives

- Hair & Self-image / Psychology
- Physiology of the Hair Follicle
- Scalp & Hair Health
- Medical Mgmt of Hair Loss - Overview
- The BIG Picture / Next Steps



© Copyright 2020 Bauman Medical Group, P.A. All Rights Reserved.

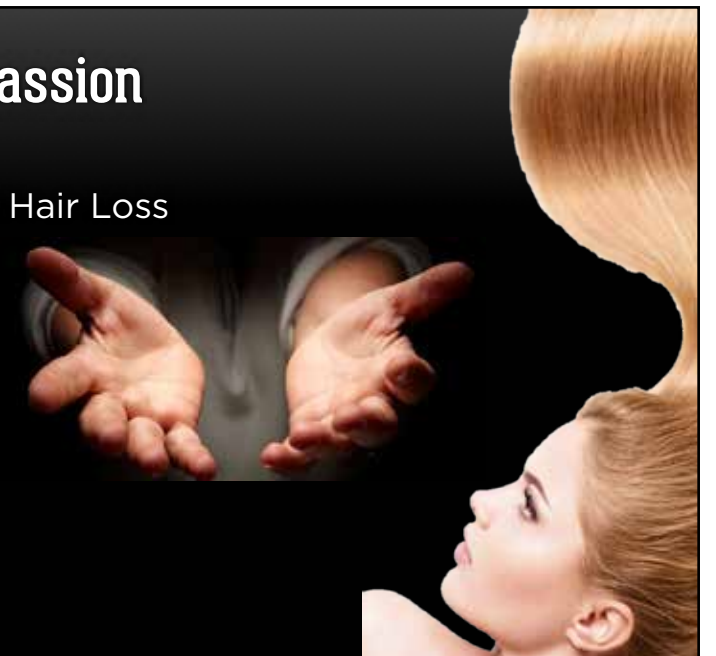


Compassion

Psychology of Hair & Hair Loss

HAIR:

- Youth
- Health
- Self-Expression



4♀ MILLION & 5♂ MILLION



HAIR LOSS

- Fear/anxiety ~ Sickness or Illness
- Low Self-Esteem/Self-Confidence
- Feel Older / Less Attractive
- Camouflage/Compensate
- Avoid Social Situations
- Panic - Internet Search
- Doctor Shopping
- Miracle Cures
- Blood Tests




HAIR




Beauty and Youth






50 MILLION

Male Pattern Baldness Affects 50 MILLION men in the United States*




MEN'S




WOMEN'S

HAIR LOSS STATISTICS




1 IN 2

men will experience hair loss in their lifetime.







courtesy: Capillus LLC



30 MILLION


30 MILLION Woman in America are affected by hair loss.*




1 IN 4

women suffer from hair loss and thinning hair

HAIR



Beauty and Youth



48

49

What Hair Loss Patients Expect

- Compassion
- Knowledge
- Honesty
- Effective Solutions
- Proof of Results



© Copyright 2020 Bauman Medical Group, P.A. All Rights Reserved.

Knowledge

- Hair Growth
- Hair Loss in Women
 - Risk Factors
- Hair Loss in Men
 - Risk Factors
- Mechanisms of Hair Loss

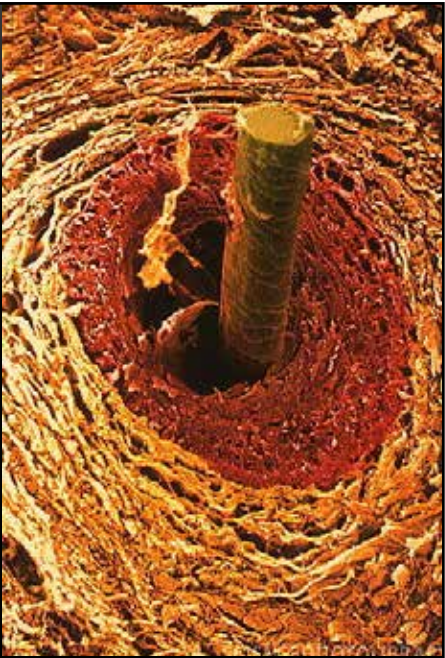
Effective Treatments
Tracking/Compliance
Protocols



© Copyright 2020 Bauman Medical Group, P.A. All Rights Reserved.

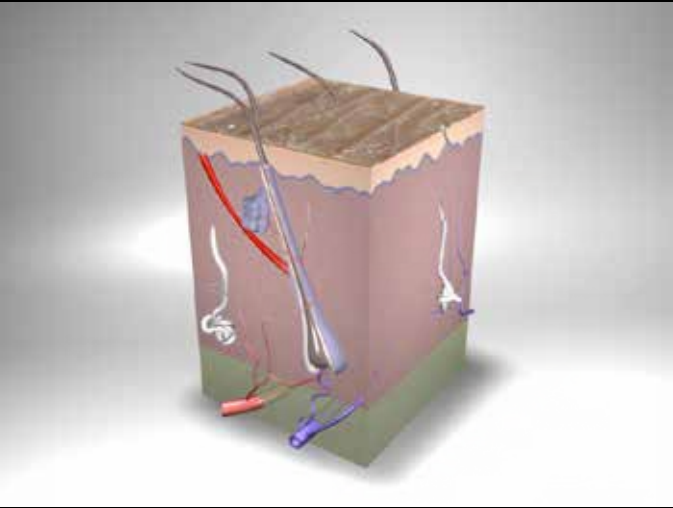


HAIRCOACH® CURRICULUM: KNOWLEDGE



HAIR & SKIN ANATOMY

The Pilosebaceous Unit:



"A highly accessible dermal appendage which is a musculo-neurovascular-endocrine mini-organ containing a stem cell niche capable of degeneration and regeneration which *en masse* can elicit a significant emotional response in the owner or observer."
-Dr. Alan Bauman

HAIR & SKIN ANATOMY

The Pilosebaceous Unit:

100,000-150,000 - scalp
~84% growing phase
1/2 inch per month
50,000 inch / month total
1667 inches / day total

138 FEET OF HAIR PER DAY!

5 million body hair follicles

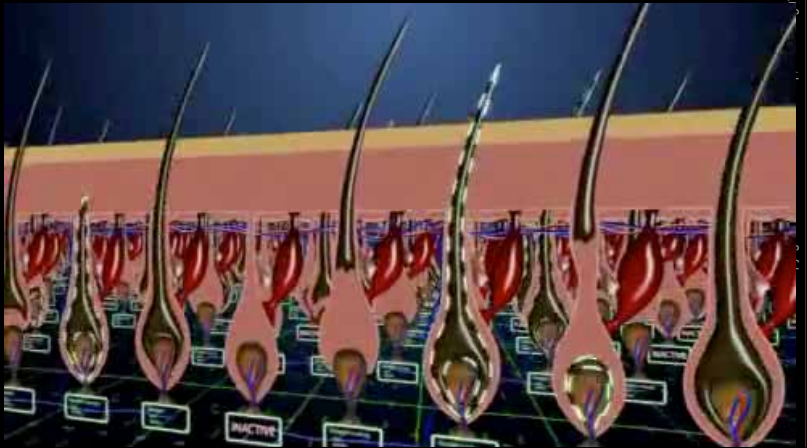
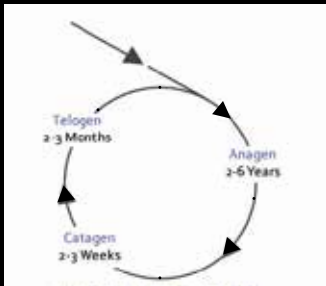


Dr. Robert Bernstein

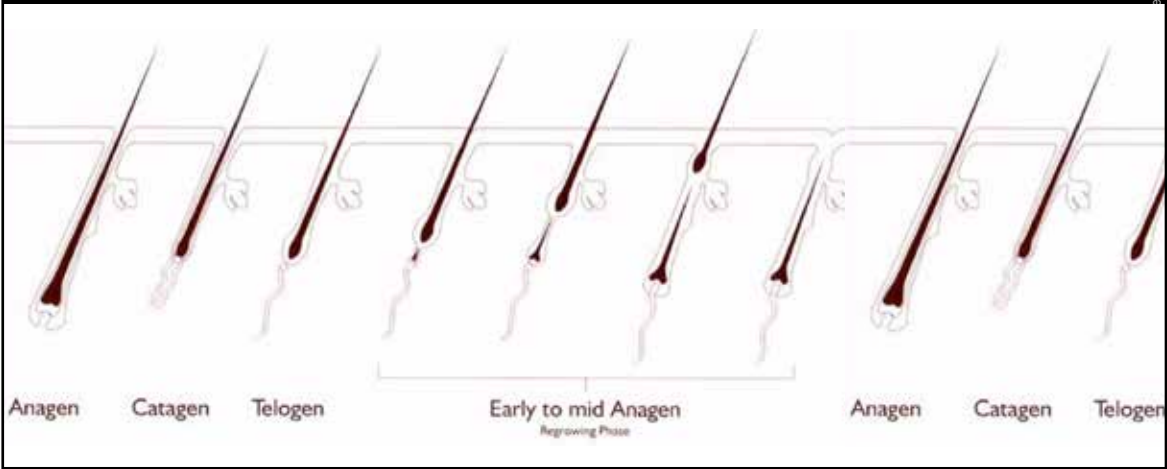
"A highly accessible dermal appendage which is a musculo-neurovascular-endocrine mini-organ containing a stem cell niche capable of degeneration and regeneration which *en masse* can elicit a significant emotional response in the owner or observer."
-Dr. Alan Bauman

Hair Follicle Cycle Timing:

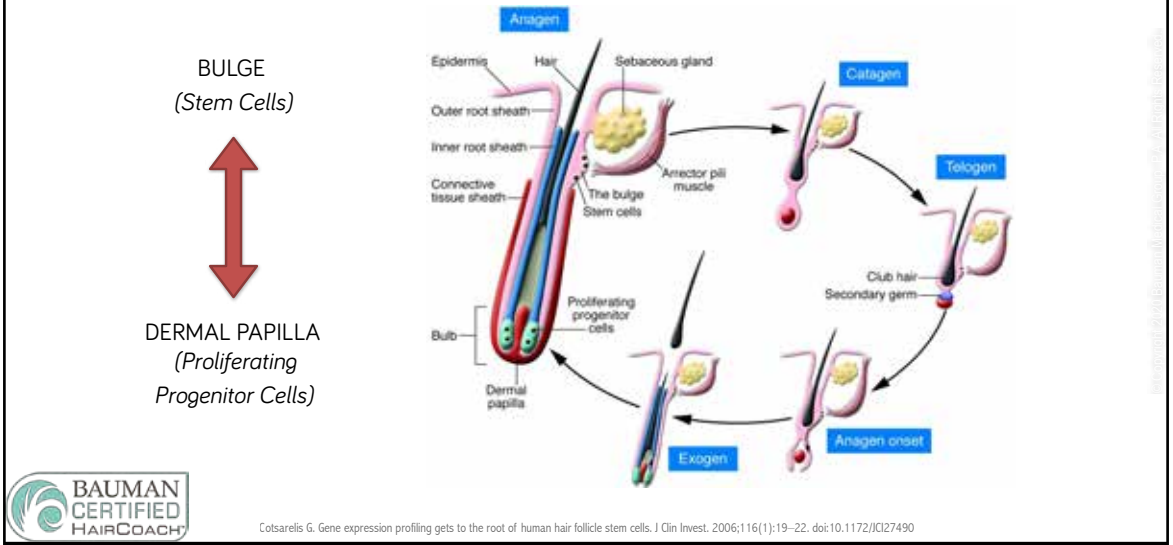
- Anagen
- Catagen
- Telogen



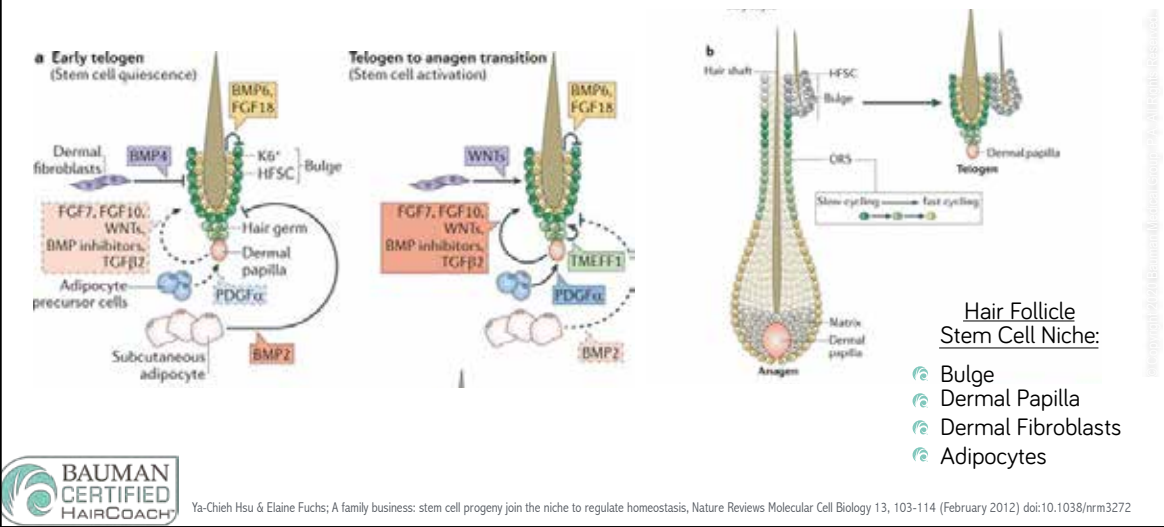
Hair Folliculoneogenesis [aka Hair Follicle Cycling]



Human Hair Follicle Stem Cells & Cycling



Hair Follicle Stem Cell Signaling



Hair Loss in Men: Androgenetic Alopecia AGA

- DHT is the primary trigger for male androgenetic alopecia

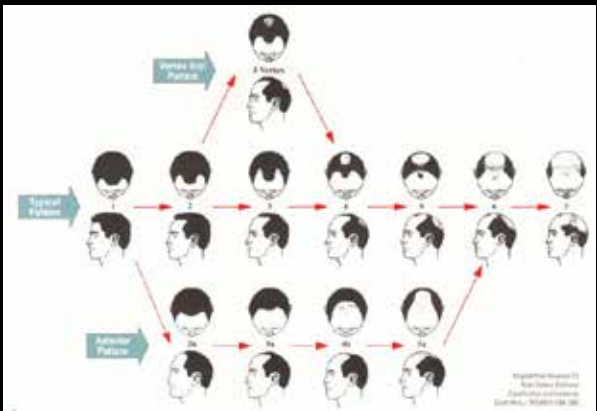
“Follicular Homicide”



smaller, thinner, wispier, less pigmented hair
decreased time in anagen (growth)
increased time in catagen/telogen (resting)

Hair Loss in Men: Androgenetic Alopecia AGA

- 98% of all hair loss in men is Genetic Male Pattern Baldness
- Receding hairline, thinning crown progressive over time
- Male pattern hair loss trigger = androgen, DHT (dihydrotestosterone)
- Testosterone → DHT which causes hair follicles to miniaturize



Hair Loss in Women

Multiple Factors Affect Hair Growth / Hair Loss

- Genetics/Hereditry, Medications, Illness, Diet/Nutrition, Stress, Hormones, Surgery

Female Pattern Hair Loss (FPHL)/ Androgenetic Alopecia (AGA)

- Gradual miniaturization, not typically “baldness”
- Loss of Frontal Density, Receding Temples
- Loss of Volume, Loss of Coverage

Telogen Effluvium (TE)

- Excessive Shedding

Chronic Telogen Effluvium (CTE)

- Continuous/cyclical Excessive Shedding

Traction Alopecia, Frontal Fibrosing Alopecia, Scarring (Cicatricial) Alopecia



Hereditary Hair Loss in Women: Androgenetic Alopecia

50% Hair Loss!



Ludwig-Savin Scale of Female Androgenetic Alopecia



Marritt E. The death of the density debate. Dermatol Surg 1999;5:654-60.
Ludwig E. Classification of the types of androgenetic alopecia (common baldness) occurring in the female sex. Br J Dermatol 1977;97:247-54.

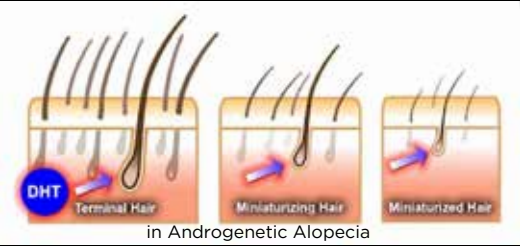
© Copyright 2020 Bauman Medical Group, P.A. All Rights Reserved.

Treatment Stratagems



© Copyright 2020 Bauman Medical Group, P.A. All Rights Reserved.

Hair Follicle Miniaturization



shorter
thinner
weaker
wispier
less pigmented



© Copyright 2020 Bauman Medical Group, P.A. All Rights Reserved.


Treatment Stratagems

- ↓ **Triggers & Risk Factors**
Medical Conditions, Medications, Lifestyle, Stress, Styling Habits
- Optimize **Scalp Health**
Scalp Treatments, Scalp Makeover, Hair Care
- ↓ **Androgen Effects in ♂ & Androgen-Sensitive ♀**
Pharmaceutical, Nutraceutical
- ↑ **Hair Follicle Function**
Pharmaceutical, Nutraceutical, Phototherapy (Laser Therapy), Regenerative Medicine (PRP, PDOgro, Growth Factors, etc.)
- Redistribute Permanent Follicles into Depleted Areas**
Minimally-Invasive Hair Transplantation
FUE Follicular Unit Extraction - No Linear Scar



Hair Loss Risk Factors

- Family history: parents, grandparents, siblings, other blood relatives
- Nutrition / Diet / Weight Loss or Gain
- Smoking
- Heavy Athletic Training/ “Performance” Supplements (men: Creatine)
- Hormonal Changes (women: childbirth, menopause)
- Medications (HTN, Cholesterol, Mood, Hormones)
- Surgery – general anesthesia
- High Fever / Virus
- Stress – emotional or physical
- Over-styling



© Copyright 2020 Bauman Medical Group, P.A. All Rights Reserved.



Hair Loss Risks [con’t]

MEDICATIONS

- Blood pressure meds – especially beta-blockers (atenolol, toprol, etc.)
- Cholesterol meds – especially ‘statins’ (lipitor, zocor, crestor, etc.)
- Anxiety/Depression meds
- Hormones
 - e.g. Thyroid meds, birth control (women)
 - Testosterone or other HRT (men and women)



© Copyright 2020 Bauman Medical Group, P.A. All Rights Reserved.



Treatment Stratagems

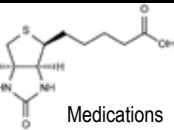
- Low Level Laser Therapy – increases mitochondrial membrane potential, ATP production
- Nutritional Modification – supplements like Biotin, Marine Protein, Multi-Nutraceuticals
- “Scalp Makeover” – evaluation & treatment based on scalp health issues & conditions
- Finasteride – blocks dihydrotestosterone production
- Minoxidil – potassium channel opener, vasodilator, stimulates/prolongs Anagen (growth) Cycle
- Growth Factors & Microneedling – stimulate hair regrowth and optimize scalp health
- Platelet Rich Plasma – injectable autologous growth factors, anti-inflammatories +/- ECM
- PDOgro™ – synthetic, absorbable polydioxanone “threads”
- FUE Hair Transplantation – redistribution of permanent hair follicles from the occipital scalp to the severely depleted area.



Nutrition



Scalp Makeover



Medications



Laser Therapy



PRP



Hair Transplant



© Copyright 2019 Bauman Medical Group, P.A. All Rights Reserved.

LOW LEVEL LASER THERAPY



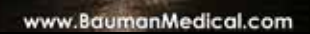
Low Level Laser Therapy Hair Regrowth



- NEW:**
TURBO LaserCap
- 5min/day
 - 25% more coverage
 - Packs flat
 - Powerful (300+ diodes)
 - FDA cleared Hair Growth



LLLT - Low Level Laser Therapy [Expectations]



Courtesy: Alan J. Bauman, M.D.

© Copyright 2020 Bauman Medical Group, P.A. All Rights Reserved.

Low Level Laser Therapy




Courtesy: Alan J. Bauman, M.D.

~5 months of LLLT in-office



© Copyright 2020 Bauman Medical Group, P.A. All Rights Reserved.

LLLT - Results



Courtesy: Alan J. Bauman, M.D.

© Copyright 2020 Bauman Medical Group, P.A. All Rights Reserved.

6 Mos of Low Level Laser Therapy



Courtesy: Alan J. Bauman, M.D.

© Copyright 2020 Bauman Medical Group, P.A. All Rights Reserved.



NUTRITION & NUTRACEUTICALS



6MOS LaserCap LASER THERAPY



Courtesy: Alan J. Bauman, M.D.

© Copyright 2020 Bauman Medical Group, P.A. All Rights Reserved.



Nutrition & Nutraceuticals

- PROTEIN
- IRON
- MULTI-VITAMIN: "HAIR VITAMIN COMPLEX" (BAUMANMD)
- BIOTIN: "BAUMANMD SUPERBIOTIN" 10,000 mcg/day
- VIVISCAL PRO
 - Marine-derived protein (shark), lipids, glycosaminoglycans
- NUTRAFOL (MALE & FEMALE)
 - Anti-stress: ↓ Cortisol, ↓ CRP
 - Anti-inflammatory: Curcumin
 - Anti-androgen: Saw Palmetto
 - Marine Collagen & Hyaluronic acid
 - Amino Acids, Vitamin E

NEW: NUTRAFOL HAIRBIOTIC - Probiotic



© Copyright 2019 Bauman Medical Group, P.A. All Rights Reserved.






Viviscal Professional

Scientific Clinical Research In Vitro & In Vivo

Hair Counts - Density - Shedding - Diameter - Hair Growth



Journal of Drugs in Dermatology (Sep 2015 - vol 14, issue 9) - The Safety and Efficacy of a Sustainable Marine Extract for the Treatment of Thinning Hair.

© Copyright 2019 Bauman Medical Group, P.A. All Rights Reserved.



PHARMACEUTICALS



Nutrafol Male & Female

Hair Counts - Hair Growth - Thickness - Volume - Hair Quality - Anxiety/Wellness

A Six-Month, Randomized, Double-Blind, Placebo-Controlled Study Evaluating the Safety and Efficacy of a Nutraceutical Supplement for Promoting Hair Growth in Women With Self-Perceived Thinning Hair

Glynn Ablon, MD, FAAD¹ and Sophia Kogan, MD²


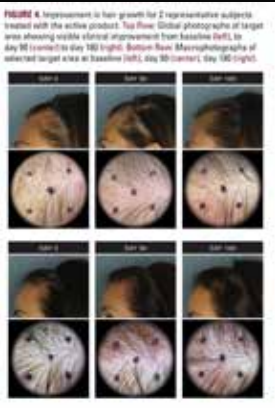


TABLE 1
Baseline and Day 182 Hair Counts

	Baseline	Day 182
Terminal Hair	188.9 ± 15.24	297.4 ± 96.09
Vellus Hair	19.9 ± 1.71	20.2 ± 1.40
Shed Hair	27.1 ± 28.8	15.5 ± 14.4

TABLE 2
Baseline and Day 182 Hair Diameter

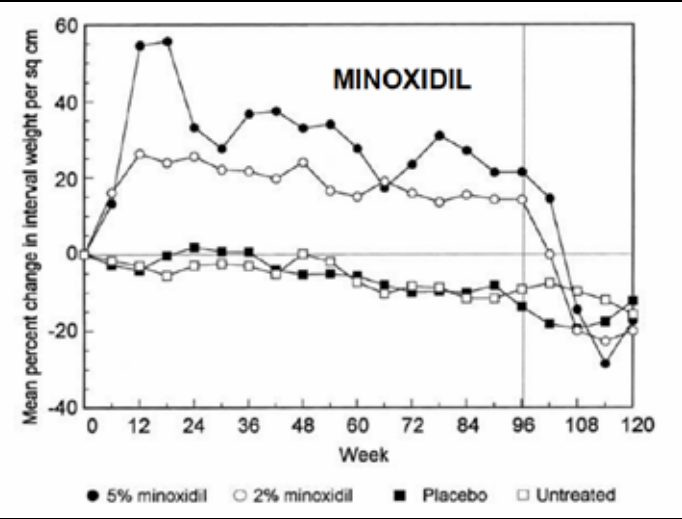
	Baseline	Day 182
Hair Diameter (mm)	0.060 ± 0.0070	0.066 ± 0.0085



Ablon G. A 6-month, randomized, double-blind, placebo-controlled study evaluating the ability of a marine complex supplement to promote hair growth in men with thinning hair. J Cosmet Dermatol. 2016 Dec;15(4):358-366. doi: 10.1111/jocd.12265. Epub 2016 Aug 9. PubMed PMID: 27506633.
Ablon G, Kogan S. A Six-Month, Randomized, Double-Blind, Placebo-Controlled Study Evaluating the Safety and Efficacy of a Nutraceutical Supplement for Promoting Hair Growth in Women With Self-Perceived Thinning Hair. J Drugs Dermatol. 2018 May 1;17(5):558-565. PubMed PMID: 29742189.

© Copyright 2019 Bauman Medical Group, P.A. All Rights Reserved.

Topical Minoxidil




Price et al. Changes in hair weight and hair count in men with androgenetic alopecia, after application of 5% and 2% topical minoxidil, placebo, or no treatment. J Am Acad Dermatol 1999;41:717-21

© Copyright 2020 Bauman Medical Group, P.A. All Rights Reserved.

OLD


Topical Medication – stimulate / enhance hair growth

- OTC Minoxidil (2%, 5%, Rogaine, Generic, Foam)
- Greasy residue, styling probs & Irritation common
- >30% non-responders due to suflotransferase activity



MINOXIDIL

NEW




Minoxidil 5% - emulsification
Tretinoin 0.01% - ↑ penetration, ↑ SULT1A1
Fluocinolone 0.01% - anti-inflammatory
Algae Extract - antioxidant
Phytantriol - conditioner for hair/skin
NO Propylene Glycol
Neutral pH
Non-Greasy / No Residue

- Compounded Minoxidil (Formula 82M) MasterPharm NY
- 30 drops (1ml), Twice a day, every day
- Side effects like skin irritation, very rare
- Converts poor minox responders

Sharma A, Goren A, Dhurat R, Agrawal S, Sinclair R, Trüeb RM, Vahó-Galván S, Chen G, Tan Y, Kovacevic M, Situm M, McCoy J. Tretinoin enhances minoxidil response in androgenetic alopecia patients by upregulating follicular sulfotransferase enzymes. Dermatol Ther. 2019 May 32(3):e12915. doi: 10.1111/dth.12915. Epub 2019 Apr 23. PubMed PMID: 30974011.


© Copyright 2019 Bauman Medical Group, P.A. All Rights Reserved

Oral Finasteride



Mean Change in Hair Count Over 5 Years, Including Crossover Data¹


Baseline Patient Group	Year 1	Year 2	Year 3	Year 4	Year 5
placebo (n=124)	422	451	395	359	318
placebo (n=124)	40	88	11	21	26
placebo (n=124)	47	12	20	15	15




Before/After 10 mos

2% chance of mild/reversible sexual side effects

Compounded Topical “Formula 82M” Minoxidil




BEFORE 6MOS




BEFORE 6MOS

- Less Greasy
- Dries Quickly
- Penetration
- Powerful


(MasterPharm, NY)



BEFORE 6MOS



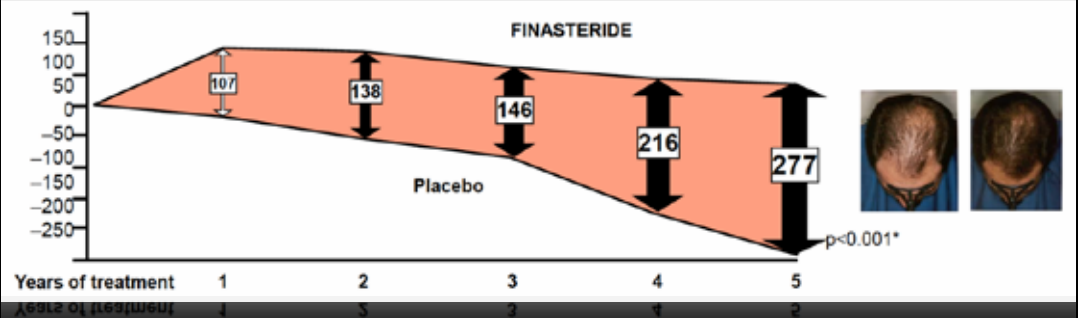
BEFORE 6MOS



Price et al. Changes in hair weight and hair count in men with androgenetic alopecia, after application of 5% and 2% topical minoxidil, placebo, or no treatment. J Am Acad Dermatol 1999;41:717-21

© Copyright 2020 Bauman Medical Group, P.A. All Rights Reserved

Finasteride




FINASTERIDE

Placebo

Years of treatment 1 2 3 4 5

107 138 146 216 277

p<0.001*



© Copyright 2020 Bauman Medical Group, P.A. All Rights Reserved

66

67

NEW: Topical Finasteride “82F”

- Finasteride 0.25% topical
- positive effects on hair growth
- lower serum concentration of finasteride
- lower risks of side effects
- *NOT* as effective as oral finasteride



Topical Finasteride + Minoxidil

M Caserini, et. al. A novel finasteride 0.25% topical solution for androgenetic alopecia: pharmacokinetics and effects on plasma androgen levels. Int J Clin Pharm Th July 30, 2014 (1-8).
BS Chandrashekar, et. al. Topical minoxidil fortified with finasteride: An account of maintenance of hair density after replacing oral finasteride. Indian Dermatol Online J 2015 Jan-Feb; 6(1): 17-20. S
Sheikh, et. al. A new topical formulation of minoxidil and finasteride improves hair growth in men with androgenetic alopecia. J Clin Exp Dermatol Res 2015; 6:1.
Z Hajheydari, et. al. Comparing the therapeutic effects of finasteride gel and tablet in the treatment of androgenetic alopecia. Indian J Dermatol Venereol Leprol Jan-Feb 2009; 75(1):47-51.
F Mazzarella, et. al. Topical finasteride in the treatment of androgenetic alopecia: Preliminary evaluation after a 16-month therapy course. J Dermatol Treatment 1997;8:189-92.

Multi-Therapy [Nutritionals, Minoxidil 82M + LLLT]

“LAURA M.” – 70F



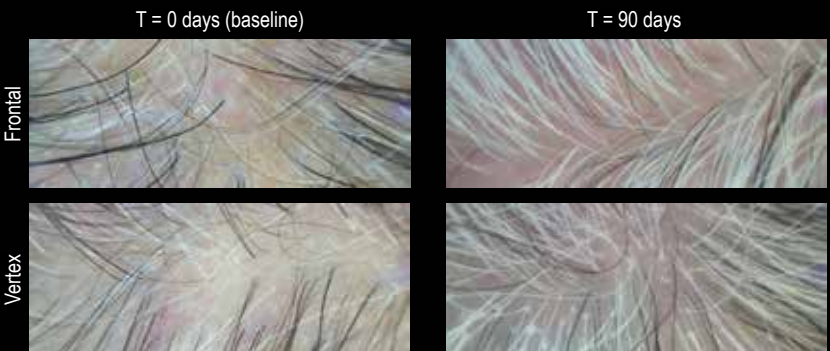
LaserCap, Minoxidil 82M & Nutritionals at 3mos & 6mos

Multi-Therapy



Multi-Therapy [Minoxidil + LLLT]

LAURA M. – 60X DERMOSCOPY



Courtesy: Alan J. Bauman, M.D.

Multi-Therapy Results

VANSANTA S. (61F)



Courtesy: Alan J. Bauman, M.D.



LaserCap QOD, Formula 82M Minoxidil BID x 6mos



© Copyright 2020 Bauman Medical Group, P.A. All Rights Reserved

Multi-Therapy [Minoxidil + LLLT]

ARLENE T. (68F)



LaserCap, Formula 82M Minoxidil, Biotin

© Copyright 2020 Bauman Medical Group, P.A. All Rights Reserved

Multi-Therapy [Minoxidil + LLLT]

ARLENE T. (68F)



LaserCap, Formula 82M Minoxidil, Biotin

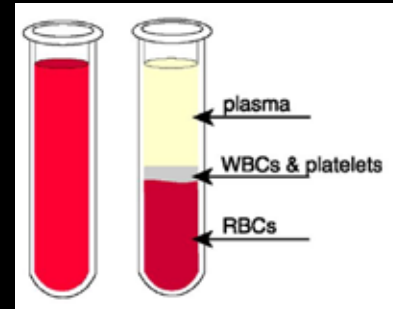
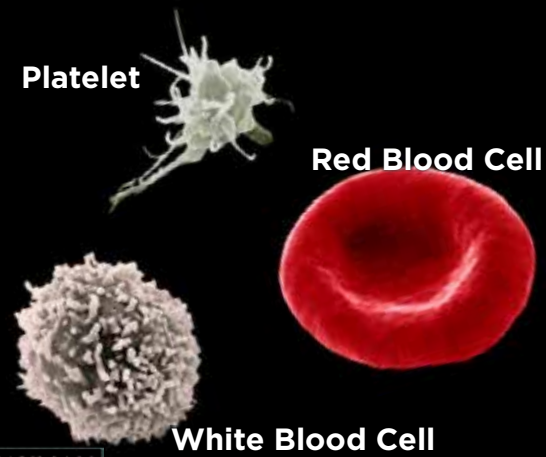
© Copyright 2020 Bauman Medical Group, P.A. All Rights Reserved

PRP Platelet Rich Plasma
for
Hair Regrowth



© Copyright 2019 Bauman Medical, All Rights Reserved

Formed Components of Blood



© Copyright 2020 Bauman Medical Group, P.A. All Rights Reserved

PRP in Hair Restoration

- Hair Loss is a concerning problem for many.
- PRP offers a promising treatment option for:
 - Male & Female Pattern Hair Loss - Androgenetic Alopecia
 - Traction Alopecia
 - Alopecia Areata - Autoimmune Hair Loss.
- Risk is low and side effects rare.
- Not all PRP is created equal:
 - Preparation, Dosage, Administration, etc. vary greatly
 - Amount of PRP Hair Regrowth research evidence is increasing.
 - Current protocols are working and constantly being improved.



PRP for Tissue Regeneration & Repair

- Oral Maxillofacial Surgery
- Otorhinolaryngology
- Plastic Surgery
- Orthopedics / Sports Medicine
- Cardiothoracic Surgery
- General Surgery / Wound Care
- Urology & Sexual Medicine
- Neurosurgery
- Dermatology
- **Hair Restoration**
- Nerve injury
- Tendons, ligaments, muscles, joints
- Myocardial injury
- Bone repair/regeneration
- Wound healing
- Facial rejuvenation
- **Hair Transplantation**
- **Medical Management of Hair Loss**

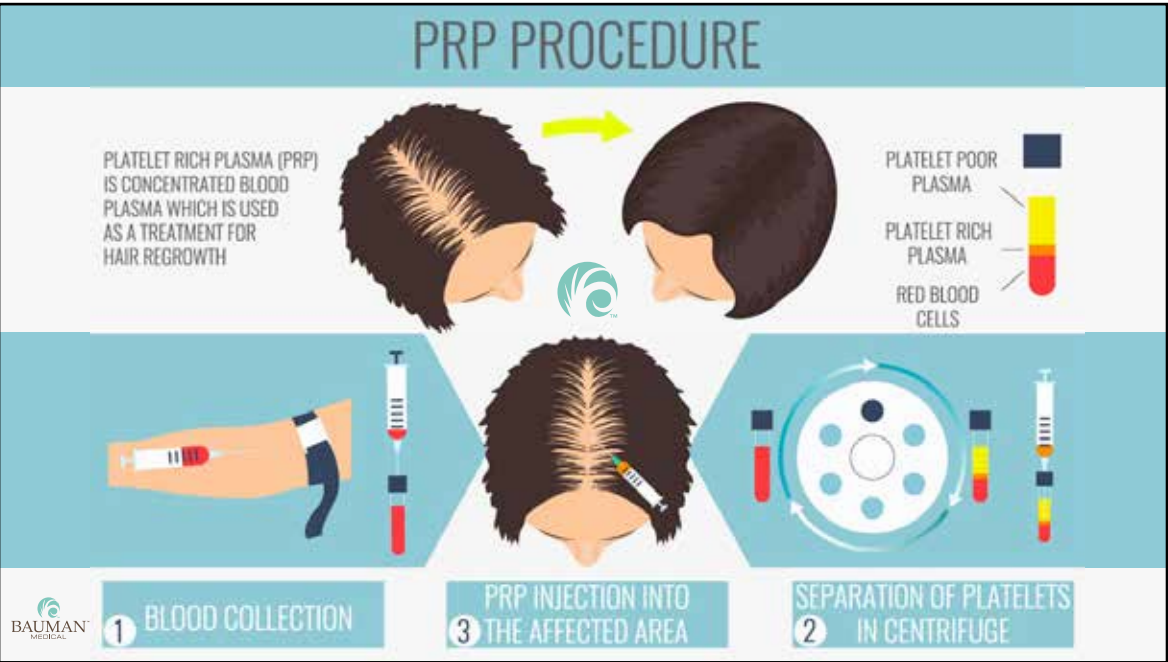


© Copyright 2020 Bauman Medical Group, P.A. All Rights Reserved

PRP in Hair Restoration

- Autologous
- Platelet Growth Factors
- Out-patient
- "Lunch-hour"
- Comfortable
- Low Risk / No Downtime
- Mechanism Documented
- Results Documented/Tracked





PRP Effects Reported in Literature:

- epidermal proliferation
- stimulates growth of follicular bulge stem cells:
 - expression Ki67 marker / folliculogenesis (Cervelli, Gentile)
- induces angiogenesis, more blood vessels seen (Gentile)
- increased numbers of hair follicles seen (Gentile)
- increased collagen fibers (Takikawa)
- increased number of fibroblasts (Takikawa)
- increased thickness and number of follicles (Gentile)

Cervelli V, Garcovich S, Bielli A, et al. The effect of autologous activated PRP (AA-PRP) injection on pattern hair loss: clinical and histomorph. evaluation. Biomed Res Int. 2014.

Takikawa M, Nakamura S, Nakamura S, et al. Enhanced effect of platelet-rich plasma containing a new carrier on hair growth. Dermatol Surg. 2011;37(12):1721-9.

Gentile P, Garcovich S, Bielli A, et al. The effect of platelet-rich plasma in hair regrowth: a randomized placebo-controlled trial. Stem Cells Transl Med. 2015.

BAUMAN CERTIFIED HAIR COACH

SINGLE SPIN PRP

VS.

DUAL SPIN PRP

SINGLE SPIN PRP

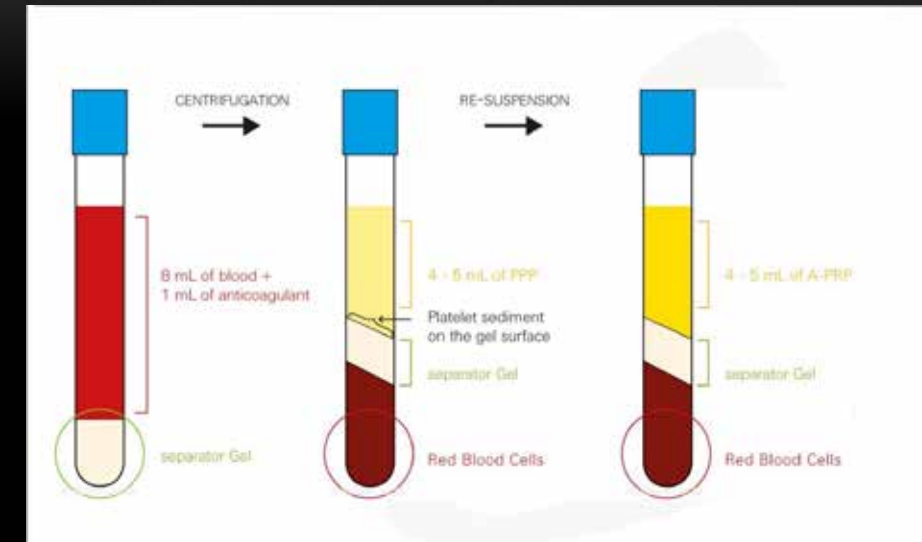
TRADITIONAL BUFFY COAT / GEL SEPARATOR

VS.

PLASMA BASED

DUAL SPIN PRP

Single-Spin “Buffy Coat” Based w/ Gel Separator



© Copyright 2019 Bauman Medical Group, P.A. All Rights Reserved.

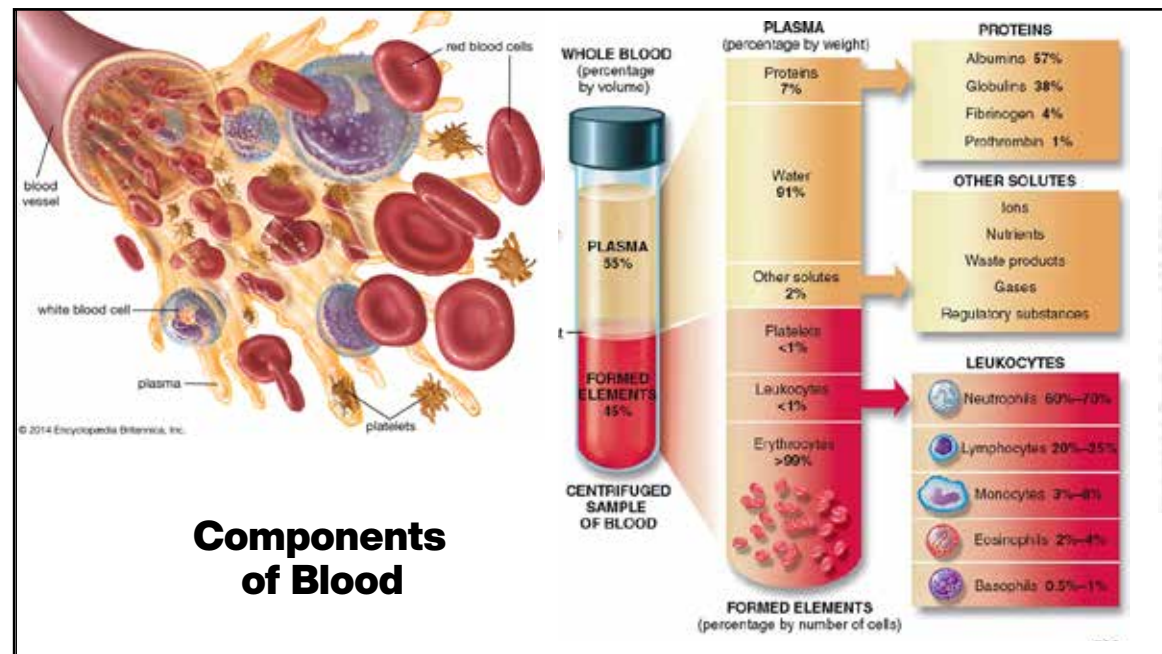
Single-Spin “Buffy Coat” Based w/ Gel Separator

GEOSMATIC COSMECEUTICALS & COSMOCARE PVT. LTD.

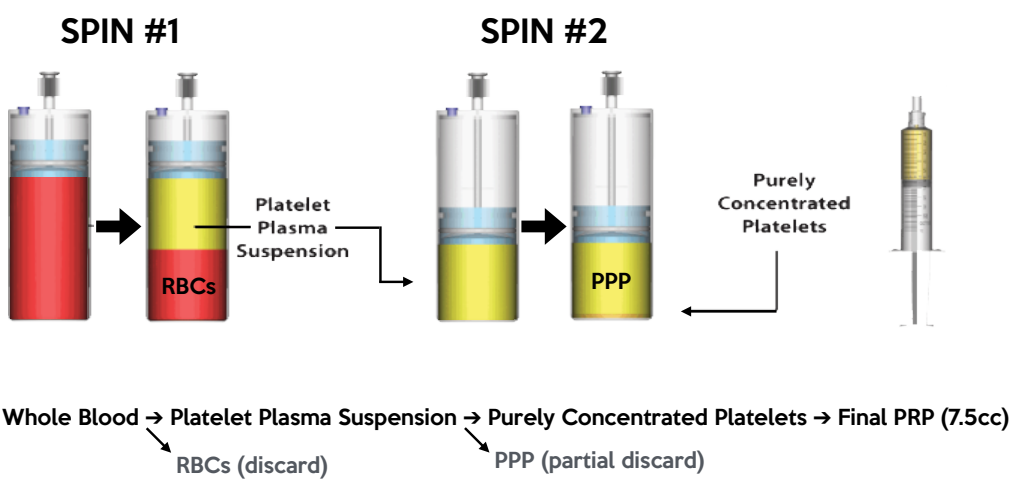
The table below shows the results of a study on A-PRP obtained from 60 individuals (34 men and 26 women, age 18 to 76, mean age 35±14), processed according to the Regen Kit® protocol.

PRP volume	Platelet Recovery	Red blood Cell remnant	Platelet Concentration Factor
4 to 5 ml	> 95 %	< 2 %	1.7 to 2.5 x

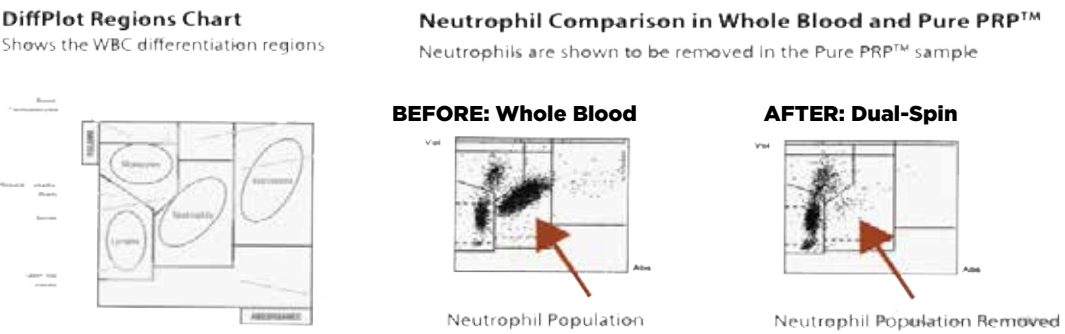
© Copyright 2019 Bauman Medical Group, P.A. All Rights Reserved.



PLASMA-BASED “DUAL-SPIN” PRP:



Plasma Based / Dual-Spin PRP:



“Dual-Spin” PRP Preparation



PRP PREPARATIONS

Buffy-Coat Spin

- less expensive
- fewer steps
- low concentrate (2-3x)
- low volume PRP

Plasma-Based, Dual Spin

- more expensive
- more steps
- high concentrate (5-8x)
- high volume PRP
- monocyte preservation

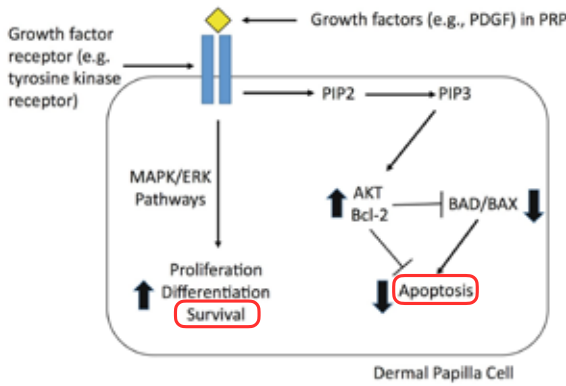
Growth Factors

- platelet-derived growth factor - PDGF
- transforming growth factor beta - TGF-B
- fibroblast growth factor
- insulin-like growth factor 1 - IGF1
- insulin-like growth factor 2 - IGF2
- vascular endothelial growth factor - VEGF
- epidermal growth factor - EGF
- nerve growth factor - NGF
- interleukin-1 - IL1-B
- Interleukin-8 - IL8
- keratinocyte growth factor
- connective tissue growth factor



© Copyright 2020 Bauman Medical Group, P.A. All Rights Reserved

Pathways of PRP, Hair Folliculogenesis & Cycling



BAD - Bcl-2-associated death protein
BAX - Bcl-2-associated X protein
ERK - extracellular signal-related kinases
MAPK - mitogen-activated protein kinases
PDGF - platelet-derived growth factor
PIP2 - phosphatidylinositol 4,5-bisphosphate
PIP3 - phosphatidylinositol 3,4,5-trisphosphate
PRP - platelet-rich plasma

Fig. 1 Pathways mediated by PRP in hair folliculogenesis and cycling. Growth factors in PRP bind to receptors activating the MAPK/ERK pathways leading to proliferation, differentiation, and cellular survival. Furthermore, upon receptor binding, secondary signaling molecules PI3K activate AKT, leading to inhibition of pro-apoptosis molecules BAD and BAX, leading to an overall decrease in apoptosis of dermal papilla cells. Bcl-2, an anti-apoptosis signaling molecule, which is upregulated in dermal papilla cells treated with PRP, also inhibits BAD and BAX. BAD/Bcl-2-associated death protein, BAX/Bcl-2-associated X protein, ERK (extracellular signal-regulated kinases), MAPK (mitogen-activated protein kinases), PDGF (platelet-derived growth factor), PIP2 (phosphatidylinositol 4,5-bisphosphate), PIP3 (phosphatidylinositol 3,4,5-trisphosphate), PRP (platelet-rich plasma).

© Copyright 2020 Bauman Medical Group, P.A. All Rights Reserved

B Singh, U Goldberg, Autologous Platelet-Rich Plasma for the Treatments of Pattern Hair Loss, Am J Clin Dermatol (2016) 17:359-367 DOI 10.1007/s40257-016-0196-2

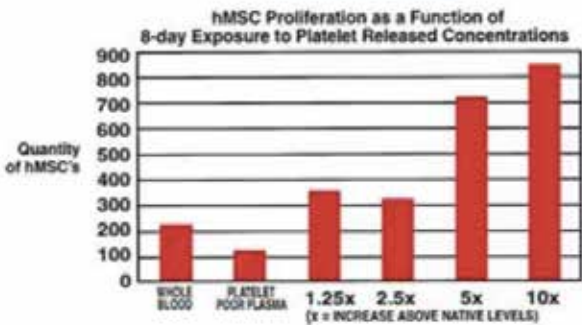
Growth Factors Associated w/ Hair Follicle Cycling

IGF I & II
TGF-β
PDGF
CTGF/CCN2
FGF
VEGF
IL 8
KGF/FG
SDF-1α
NGF-TrkA

- IGF I & II: Insulin-like growth factor (somatomedin C protein) encoded in the IGF1 gene.
- Transforming growth factor beta (TGF-β): cellular differentiation and proliferation, most tissues have high expression of the gene encoding TGF-β
- CTGF/CCN2 (Connective tissue growth factor): matri-cellular protein needed for angiogenesis, proliferation, and adhesion of cells.
- FGF (Fibroblast growth factor): needed for wound healing, proliferation, and differentiation for a variety of tissues and cells. Involved in anagen.
- EGF (Epidermal growth factor): mitogenic protein stimulating cell growth and differentiation while binding to resident cell receptors. Promotes anagen. Inhibits catagen. (EGFR; ErbB-1; HER-1).
- VEGF (Vascular endothelial growth factor): signal protein angiogenic inducer in vivo stimulating the growth of new vessels. Induces proliferation of hair follicle dermal papilla cells. Minoxidil up-regulates VEGF expression.
- IL 8 (Interleukin-8): proinflammatory CXC chemokine which activates intracellular signaling pathways inducing chemotaxis and promoting angiogenesis.
- KGF/FGF7 (Keratinocyte growth factor): natural protein and paracrine mediator of epithelial cell growth - hair/alopecia treatments.
- Cytokines/Adhesion Molecules: Stromal Derived Factor - Alpha (SDF-1α): modulates migration and recruitment of stem cells to the repair and regeneration site.
- NGF - hair cycle modulator. Stimulates hair growth (NGF-TrkA) via proliferation of keratinocytes, NGF-p75NTR promotes apoptosis and hair follicle regression. Stress mediator, may play a role in neurogenic inflammation, hair follicle apoptosis & premature catagen.

© Copyright 2020 Bauman Medical Group, P.A. All Rights Reserved

Platelet Concentration & Stem Cell Proliferation



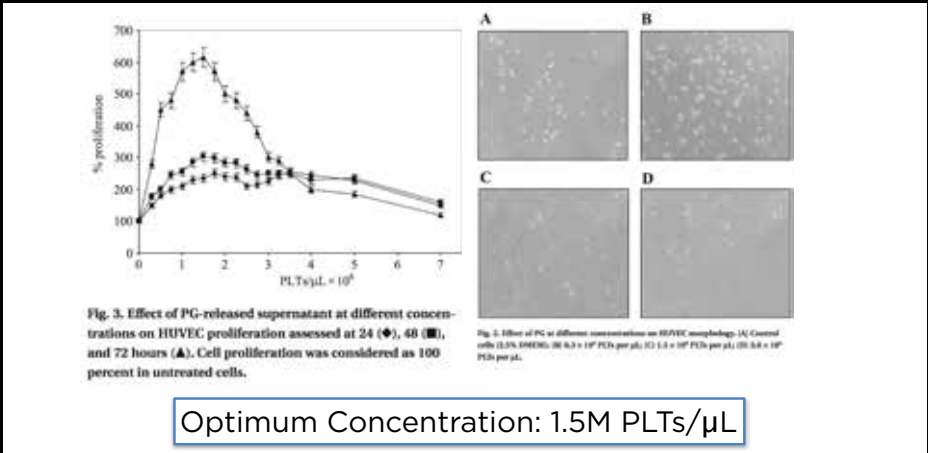
An exponential increase in cell proliferation occurs as platelet concentration increases from 2.5x to 5x-10x baseline level

There is direct relationship between platelet concentration and MSC migration and proliferation

Haynesworth et al, 2002 48th Annual Meeting of the Orthopedic Research Society

© Copyright 2020 Bauman Medical Group, P.A. All Rights Reserved

Platelet Concentration & Vascular Neogenesis



Giusti I, Ruggetti A, D'Ascenzo S, et al. Identification of an optimal concentration of platelet gel for promoting angiogenesis in human endothelial cells. Transfusion. 2009;49:771-8.

PRP in Male Androgenetic Alopecia



PRP for Alopecia Areata



PRP in Female Hair Loss




PRP in Female Androgenetic Alopecia



© Copyright 2020 Bauman Medical Group, P.A. All Rights Reserved

PRP in Traction Alopecia



PRP in Female Androgenetic Alopecia



© Copyright 2020 Bauman Medical. All Rights Reserved

PRP Bedside Quality Testing



Beckman Coulter Coulter Ac-T-diff2

WHOLE BLOOD

WBC	8.7
LY	25.4
MO	5.7
GR	68.9
LY#	2.2
MO#	0.5
GR#	6.0
RBC	4.86
Hgb	10.6
Hct	34.4
MCV	70.8
MCH	21.9
MCHC	31.0
RDW	16.8
Plt	253.7
MPV	8.5

DUAL-SPIN PRP

WBC	17.4	*H x10 ³ /uL
LY	86.5	%
MO	9.7	%
GR	3.8	%
LY#	15.1	*H x10 ³ /uL
MO#	1.7	*H x10 ³ /uL
GR#	0.7	*L x10 ³ /uL
RBC	0.24	*L x10 ⁶ /uL
Hgb	0.6	*L g/dL
Hct	1.7	%
MCV	70.9	fL
MCH	24.3	*L pg
MCHC	34.2	* g/dL
RDW	46.6	%
Plt	1605	*H x10 ³ /uL
MPV	8.7	fL

WB=253,000 plt/ μ L

Volume: 7.5cc
PRP=1,605,000 plt/ μ L
Platelet Conc. Factor (PCF) = 6.3x
Low Erythrocyte (1-2%)
Low Granulocyte
High Monocyte (>3x)



“What’s In **YOUR** PRP?”

© Copyright 2019 Bauman Medical. All Rights Reserved

© Copyright 2018 Bauman Medical. All Rights Reserved.

Biologic Interventions & Enhancements

[Cells, Signals & Scaffolds]

- Porcine Bladder Matrix - xenograft scaffold
- Human Placental Allograft
- Polydioxanone PDO - synthetic scaffold
- Adipose Derived Stem Cells - SVF stromal vascular fraction
- Nanofat - Autologous Liposomal Micronized Injection (ALMI)
- Exosomes - Extracellular vesicles: adipose, placental, bone marrow, etc.
- **AnteAGE - Bone Marrow-Derived Stem Cell Growth Factors**

© Copyright 2019 Bauman Medical. All Rights Reserved.

PDO [Polydioxanone] Threads for Hair Growth



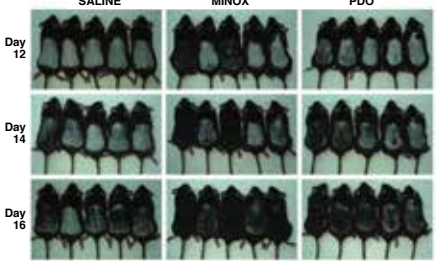
PILOT STUDY:
Costs, Adverse Events & Feasibility
Quantify Strength & Duration of Results
Patient Selection/Informed Consent

PDO Thread Monotherapy
FPHL: Hairline/Temple Recession
FPHL: Crown/Vertex Thinning
MPHL: NW3-5

PDO Thread Multi-Therapy
PDO Thread w/ FUE
PDO + (PRP+ECM)

BAUMAN MEDICAL

“Of Mice & Men:” PDO Hair Growth



Effects of PDO Threads on hair regrowth in C57BL/6 mice vs Minox vs Placebo.

Regrowth from PDO was comparable to minoxidil:
Enhanced anagen / Improved hair diameter

PDO Upregulates hair follicle cell proliferation:
↑ FGF-7 mRNA outer root sheath (anagen induction)
↓ FGF-5 mRNA (anagen cessation)

Age (years)	Grade of AGA*	GPI (%)	Increase in Hair Count†	VAS
27	II	75	93 HFU	8
31	III	50	84 HFU	6
32	II	50	58 HFU	5
36	IV	80	71 HFU	7
38	III	40	48 HFU	4




Figure 2 Preprocedure picture of a 31-year-old male patient with grade III androgenetic alopecia (a), postprocedure picture (at 12 weeks) of the same patient with around 60% global improvement (b).

• n=5, NW II-IV, 12 wks
• Global Photography - Visual Analog Scale
• Hair Counts / Density

Shin HI, et.al. The Success of Thread-embedding Therapy in Generating Hair Re-growth in Mice Points to Its Possibly Having a Similar Effect in Humans. J Pharmacopuncture. 2015 Dec;18(4):20-5. doi: 10.3831
Bharil J, Sonthalia S. Scalp threading with polydioxanone monofilament threads: a novel, effective and safe modality for hair restoration. IEADV 2017, 31, e476-e513

PDOgro™ - Polydioxanone Threads for Hair Growth



PDOgro™ - PDO THREADS FOR HAIR REGROWTH



3 MOS AFTER PDOgro

Critical-to-Quality Steps for PRP in Hair Restoration



- Patient & Treatment Area Selection
- Pre-Treatment Baseline Eval
- Preparation Protocol
- Follow-Up Protocol q90days
- Application Protocol



© Copyright 2020 Bauman Medical Group, P.A. All Rights Reserved

PRP Preparation & Application

- Patient Selection
- Hair Measurements & Photos
- Phlebotomy
- Centrifugation, Separation & Concentration
- Emcyte PRP Kit & Centrifuge
- Hematology Testing for [PLT]
- Optional Addition of Enhancements (e.g., ECM's)
- Scalp Antiseptic Prep & Anesthetic Block
- Intradermal Injection of PRP
- Mechanical Microneedling (microtrauma)
- Post-Treatment Instructions and Follow-Up Appointments



© Copyright 2020 Bauman Medical Group, P.A. All Rights Reserved

Critical-to-Quality Steps for PRP in Hair Restoration

Patient & Treatment Area Selection

- Evaluation & Diagnosis
- Hair Loss Risk Assessment
- Informed Consent

Pre-Treatment Baseline Eval

- HairCheck Trichometry
- Dermoscopy/Microscopy
- Global Photos

Preparation Protocol

- High PLT Conc / High PRP Vol
- RBC Elimination
- Monocyte Preservation
- Use of Extracellular Matrix (ECM)
- Photoactivation of PRP

Application Protocol

- Aseptic Scalp Prep
- COMPLETE *Painless* Anesthetic Block
- Injection Technique
- Microtrauma/Microneedling

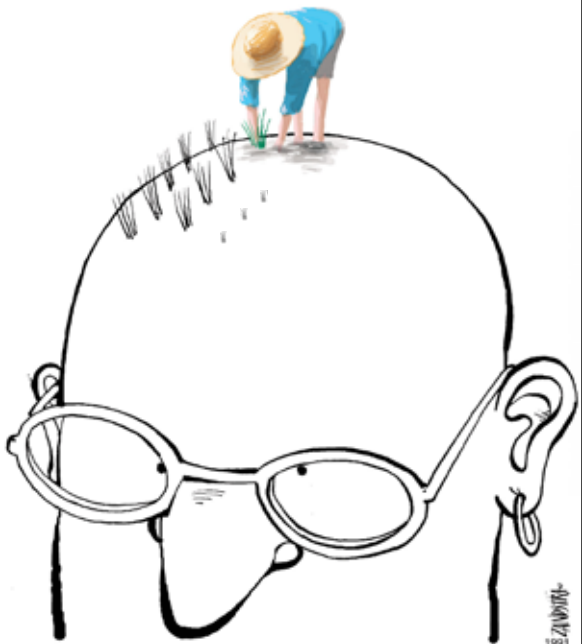
Follow-Up Protocol q90days

- HairCheck Trichometry
- Dermoscopy (HairCam)
- Photos



© Copyright 2020 Bauman Medical Group, P.A. All Rights Reserved

Hair Transplant Surgery



Hair Transplant Surgery



© Copyright 2020 Bauman Medical Group, P.A. All Rights Reserved

Surgical Therapy: [A Brief History of Hair Transplantation]



The "Plug"



Follicular-unit micrografts



EVOLUTION OF GRAFTS, METHODS & INSTRUMENTS:

"plug"-type, punch harvest (10-30 hairs)
scarring, unnatural results, inefficient
linear harvest
minigrafting (5-8 hairs), micrografting
follicular-unit micrografting (1-4 hairs)
"Follicular-Unit Extraction" (FUE) / NeoGraft or ARTAS
no visible donor scar, no stitches



Naturally-Occuring Follicular-units



© Copyright 2020 Bauman Medical Group, P.A. All Rights Reserved

Surgical Hair Transplantation

FUE = Follicular Unit Extraction



Manual/NeoGraft FUE

- Harvests permanent hair follicles from the back of the scalp
- Implants follicles into the thinning/balding area
- FUE = no-scalpel, no-stitch harvesting
- One follicular unit at a time
- Artistry + Surgical Skill & Technique
- Angle, Orientation and Position = naturalness of final result



Robotic/ARTAS FUE

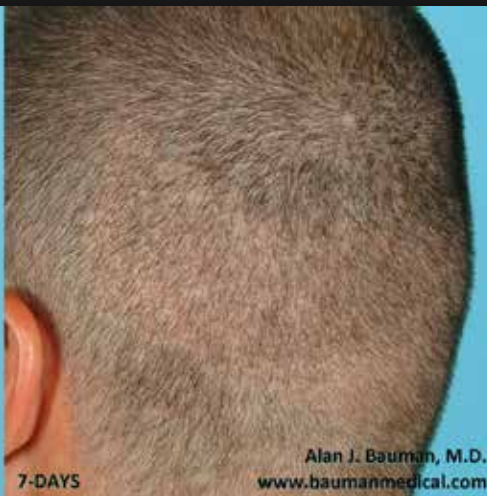


© Copyright 2020 Bauman Medical Group, P.A. All Rights Reserved

Donor Healing From "FUE"



NeoGraft FUE : 1,985 grafts
Donor-Healing Research Study



Alan J. Bauman, M.D.
www.baumanmedical.com



© Copyright 2020 Bauman Medical Group, P.A. All Rights Reserved

FUE Donor [Hidden/Stealth]



FUE + PRP Hair Growth



FUE Donor Healing w/ PRP



FUE Benefits

- No Stitches, No Staples, No Linear Scar
- Less Trauma, More Rapid, More Comfortable Healing
- Less Activity Restriction Postoperatively
- Useful for BHT (Body Hair Transplantation), Scar Coverage




Courtesy: Alan J. Bauman, M.D.



NeoGraft FUE | Alan J. Bauman, M.D.

www.baumanmedical.com

© Copyright 2020 Bauman Medical Group, P.A. All Rights Reserved.



Hair Transplant Surgery



www.baumanmedical.com



Courtesy: Alan J. Bauman, M.D.



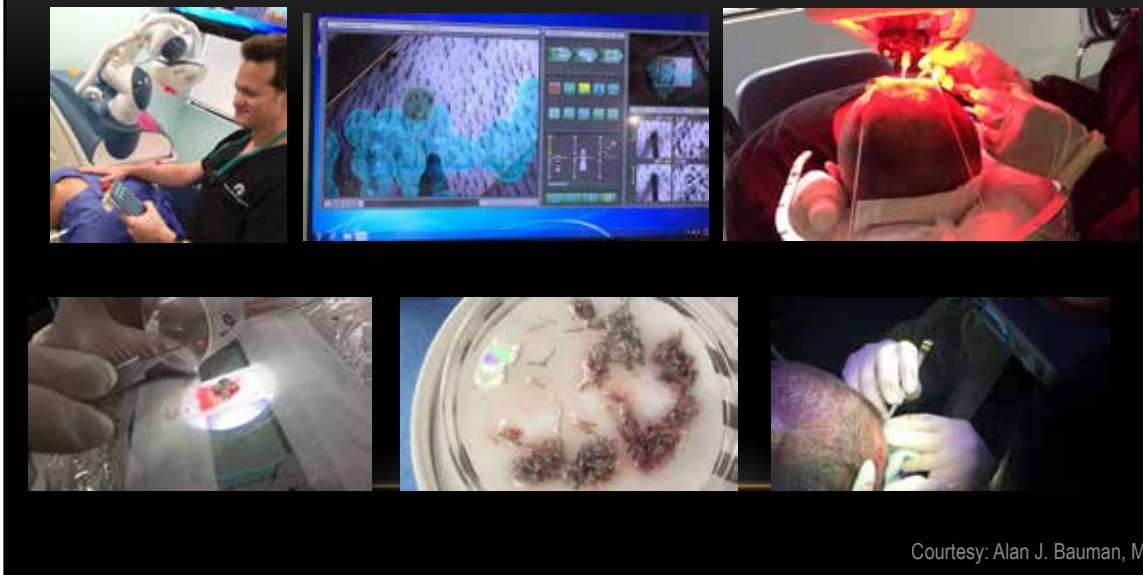
© Copyright 2020 Bauman Medical Group, P.A. All Rights Reserved.

Hair Transplant Surgery

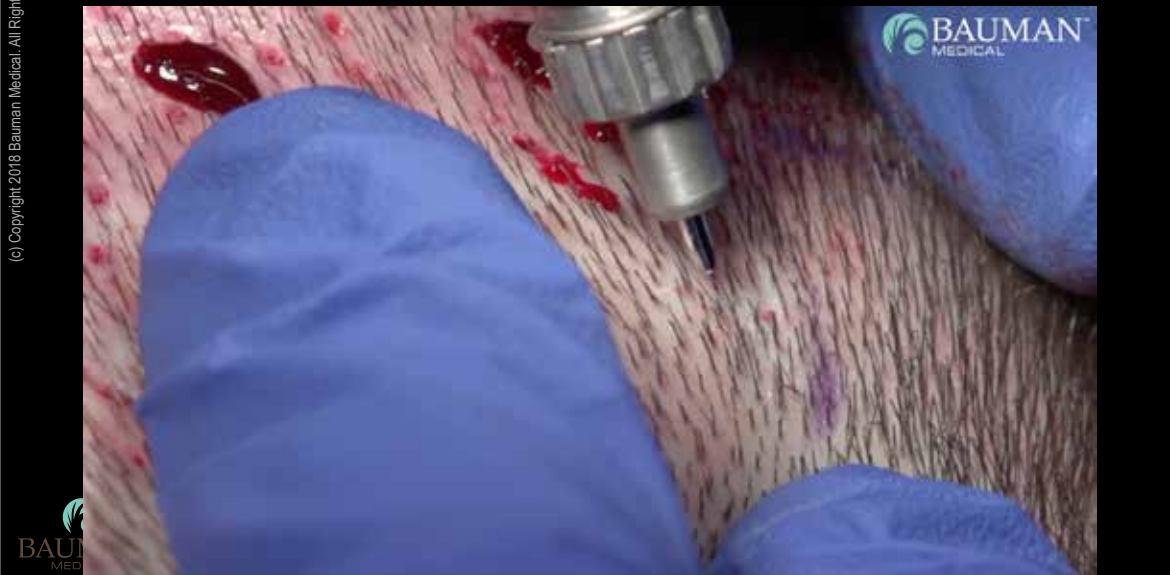


© Copyright 2020 Bauman Medical Group, P.A. All Rights Reserved.

ARTAS Robotic-Assisted Hair Transplant



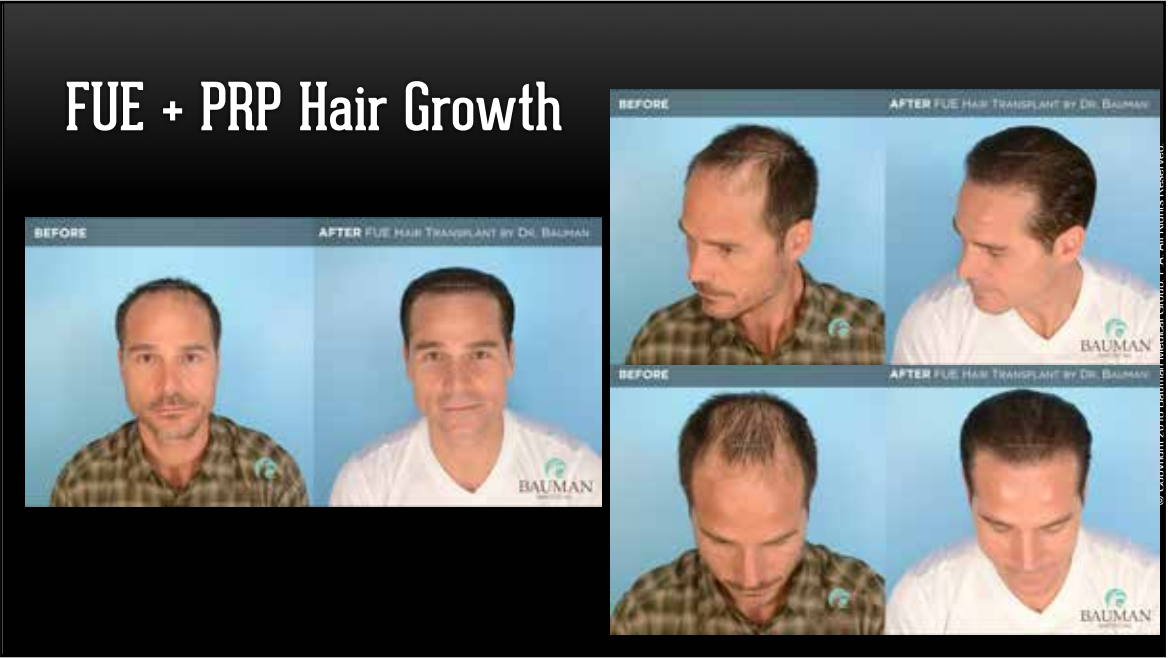
Follicular Unit Extraction [Mechanical] w/ SmartGraft



Hair Transplant Surgery w/ SmartGraft FUE



FUE + PRP Hair Growth



Surgical Therapy [con't]

- follicular-unit micrografts
- large sessions
- artistic (natural) hairline design
- angle, orientation, position



Courtesy: Alan J. Bauman, M.D.

© Copyright 2020 Bauman Medical Group, P.A. All Rights Reserved.

RESTORING THE "FRAME" OF THE FACE...



Courtesy: Alan J. Bauman, M.D.

© Copyright 2020 Bauman Medical Group, P.A. All Rights Reserved.



© Copyright 2020 Bauman Medical Group, P.A. All Rights Reserved.

Hair Transplant Surgery



Courtesy: Alan J. Bauman, M.D.



© Copyright 2020 Bauman Medical Group, P.A. All Rights Reserved.

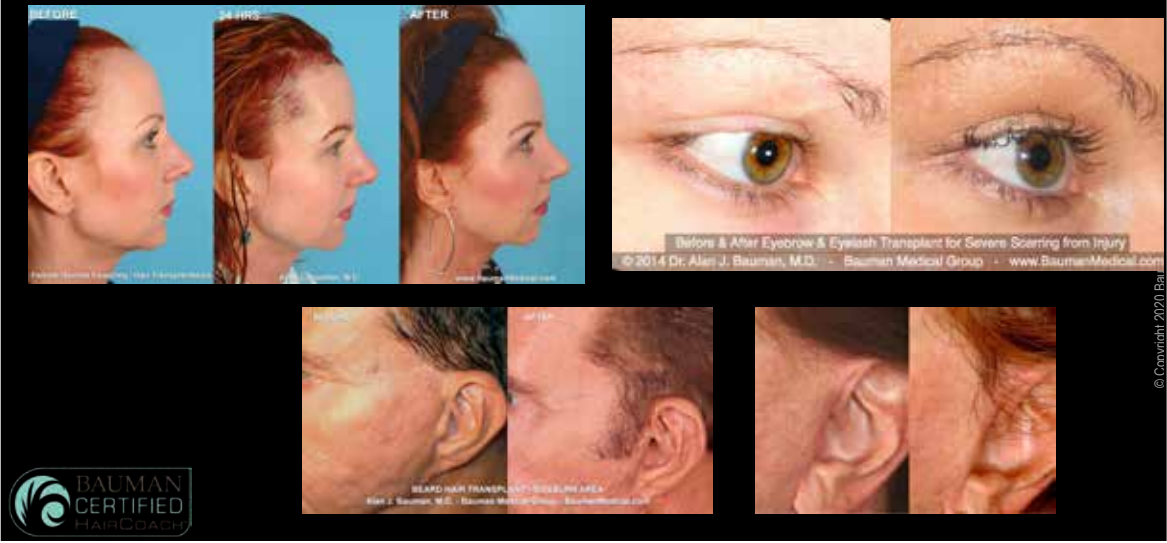
Female Hairline Design



Hair Transplantation in Female Patients



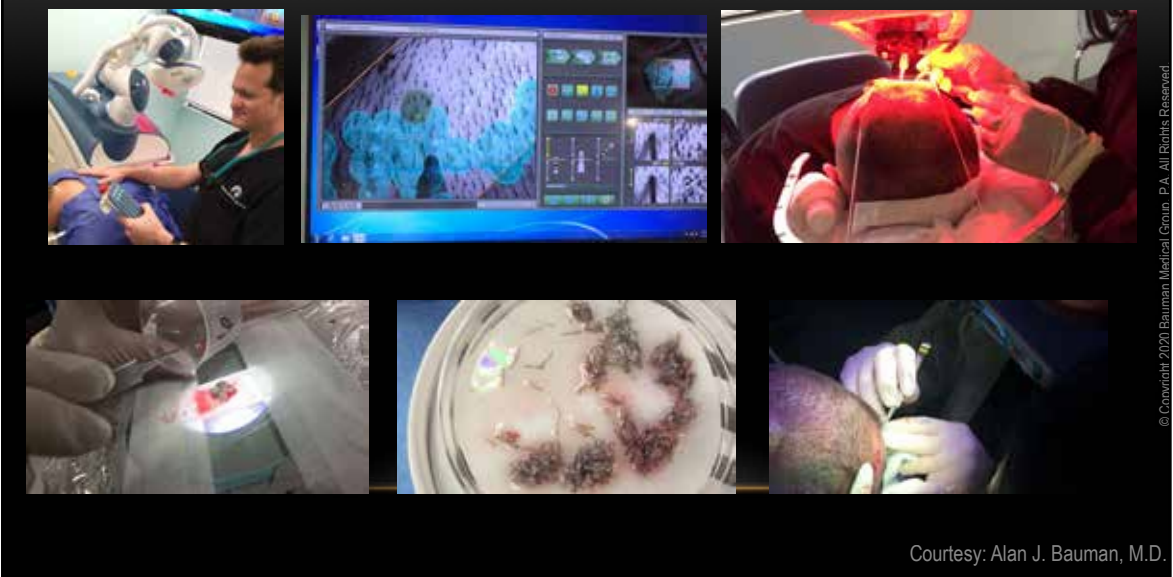
Hair Transplant Surgery



Hair Transplant Surgery



ARTAS Robotic-Assisted Hair Transplant



No-Shave Long-Hair Preview “VIP-FUE”



Hair Transplant Surgery w/ SmartGraft FUE



No Shave, Long Hair “Preview” FUE



(c) Copyright 2018 Bauman Medical. All Rights Reserved.

Hair Transplant Surgery

"My hair boosts my confidence and ability to enjoy life to the fullest, every single day"

Dr. Larry Bauman, CEO
Bauman Dentistry
BaumanDentistry.com



Before After



© Copyright 1997-2018 Bauman Medical Group, P.A. All rights reserved.

BAUMAN MEDICAL

(c) Copyright 2018 Bauman Medical. All Rights Reserved.

Hair Transplant Surgery

"I decided to get a hair transplant to improve my appearance. As a CEO, when you do something to improve yourself, you feel like a better leader."

Mark Alfieri, CEO
o2 Media
o2mediainc.com



Before After



© Copyright 1997-2018 Bauman Medical Group, P.A. All rights reserved.

BAUMAN MEDICAL

(c) Copyright 2018 Bauman Medical. All Rights Reserved.

Hair Transplant Surgery

"If you want to have the hair you had when you were younger, you need to come to Bauman Medical"

Martino Cartier, CEO
Celebrity Stylist & Philanthropist
MartinoCartier.com



Before After



© Copyright 1997-2018 Bauman Medical Group, P.A. All rights reserved.

BAUMAN MEDICAL

(c) Copyright 2018 Bauman Medical. All Rights Reserved.

Hair Transplant Surgery

"Thanks to Dr. Bauman, my hair from the 90s is BACK!"

Gary Roman, CEO
LivingFLA.com



Before After



© Copyright 1997-2018 Bauman Medical Group, P.A. All rights reserved.

BAUMAN MEDICAL

SCALP HEALTH & TRICHOLOGY



© Copyright 2020 Bauman Medical Group, P.A. All Rights Reserved

Scalp Health

Oily
Dry
Itching
Flaking/Dandruff
Redness
Irritation



© Copyright 2020 Bauman Medical Group, P.A. All Rights Reserved



Scalp Makeover™

Diagnostic
Therapeutic
Self-Care: Relaxing / Stress-Busting!

Scalp Evaluation (TrichoTest + HairCheck)
Scalp Preparation / Scalp Massage
“Keravive” Hydro-Dermabrasion
Exfoliation
Protiens/Peptides
AnteAGE - Stem Cell-Derived Growth Factors
At-Home Regimen




Scalp Makeover: Do Good, Feel Great!



© Copyright 2020 Bauman Medical Group, P.A. All Rights Reserved.

Scalp Health

HydroDermabrasion
“keravive”
HydraFacial Platform
Protiens/Growth Factors



© Copyright 2020 Bauman Medical Group, P.A. All Rights Reserved.

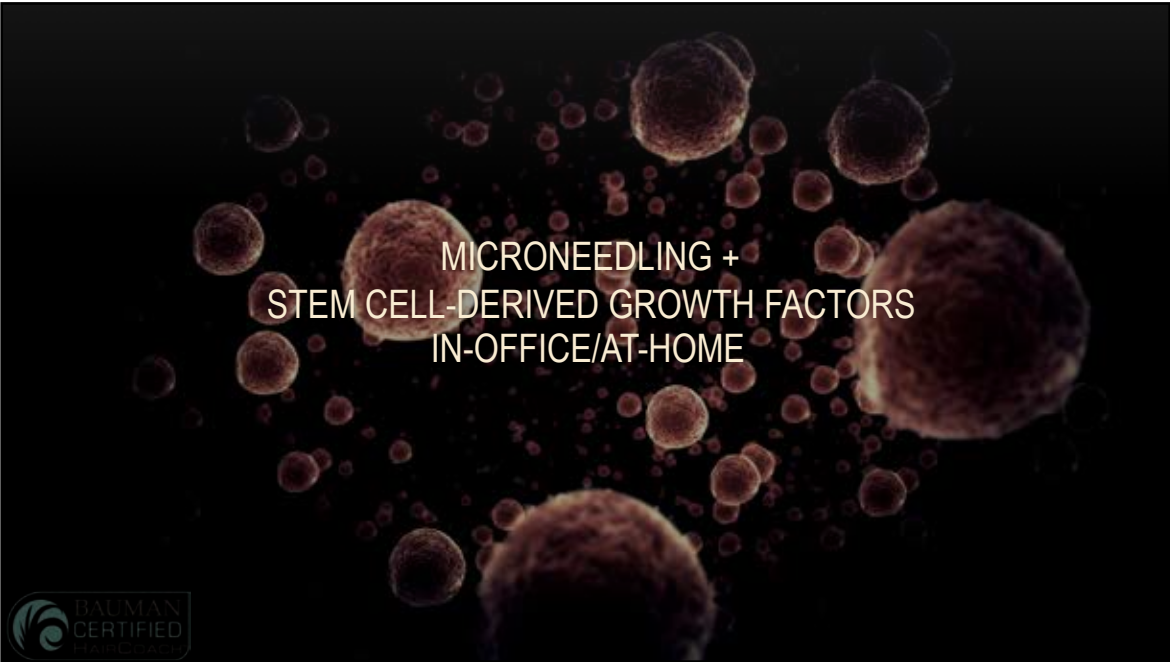


“Do Good,
Feel Great!”

© Copyright 2020 Bauman Medical Group, P.A. All Rights Reserved.

SEVERE HAIRLOSS / ALOPECIA:
SCALP & HAIR PROSTHETICS
NON-SURGICAL HAIR REPLACEMENT SYSTEMS





Prior Microneedling/Growth Factor Clinical Trial Results



Courtesy Cellese /AnteAGE

- **Duration:** 12 weeks (28 subjects) and 24 weeks (12 subjects)
- **Protocol:**
 - Microneedling biweekly (1.0mm) with application of stem cell-derived and synthetic growth factor solution.
 - Use of homecare system including growth factor and botanical formulas and dermal stamp (0.2mm)
 - Hi-resolution photography, dermoscopy, and self-appraisal data collection.
 - Appraisal of before and after photos by investigator

Protocol: Scalp Microneedling with Growth Factors

In-Office

- Microneedling thinning/balding scalp (depth=1.0mm)
- BM-MSC-WNT-CM Growth Factor Topical
- Every other week x 16wks (8tx's)



EXCEED

At-Home

- 0.2mm Dermal Stamp
- BM-MSC-CM Growth Factor Topical
- Polybotanical Topical
- Alternating every other day



138

Microneedling w/ Stem Cell-Derived Growth Factors for Hair Growth

n=12
6 mos
every other week in-office (1.0mm microneedling + Growth Factor Serum) with at-home dermal stamp (alternating Growth Factor Serum and polybotanical).

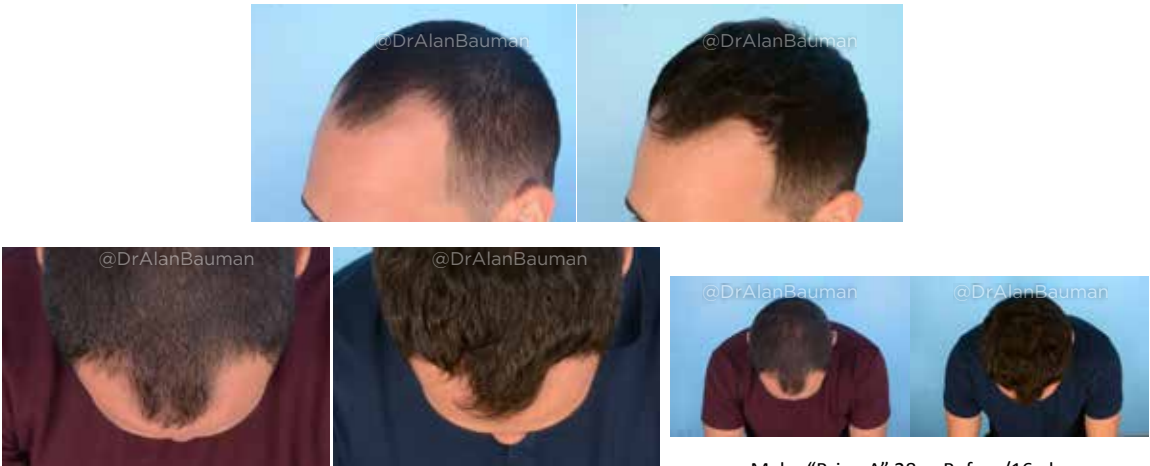
Participants:

women: 30-65 y/o AGA LW2, deep temporal recession, frontal thinning, no medical conditions, no medications, no prior tx, non smokers, no current tx for hair within two years, no HRT/OCP.

men: 28-67y/o AGA, NW3-5, vertex/crown thinning, deep temporal recession; no hair treatments within two years (minox, finasteride, laser therapy, prp, etc.).



Interim Results of Clinical Trial



Male: "Brian A" 28yo Before/16wk

Interim Results of Clinical Trial



Female: "Victoria C" 51yo Before/16wk

Interim Results of Clinical Trial



Male: "Carlos A" 29yo Before/14wk

"Genny R." Cancer Patient + CNC 3D-Printed Hair Replacement System

- Customized
- Italian-made
- Hand crafted
- Medical device (Italy)
- Dermo-compatibility tested



MINOR AND/OR TEMPORARY HAIR LOSS:
SCALP CAMOUFLAGE, COSMETIC OPTIONS




**** KEY POINT: ****

PATIENT EVALUATIONS
COMPLIANCE & RESULTS TRACKING



SCALP CAMOUFLAGE:



Patient Compliance: Results Tracking

Clinical Photos

- Taking good photos
- Lighting, positioning, focus)
- Frontal, tilt, ¾, top, back

HairCheck

- What does it measure?
- How does it work?
- What information do you get?
- How do you use this information



© Copyright 2020 Bauman Medical Group, P.A. All Rights Reserved.

Results Tracking w/ HairCheck



Non-Invasive
No Shave
No Tattoo
Cross-Sectional Hair
Bundle Trichometry
Measurements

Every 90 Days

Check Compliance
Check Tx Response

Timing of Next PRP



© Copyright 2020 Bauman Medical Group, PA. All Rights Reserved



Int'l Society of Hair Restoration Surgery Annual Scientific Meeting - 2012

INTRODUCTION:

The purpose of this study was to evaluate the effectiveness of the HairCheck device in measuring the Hair Mass Index (HMI) and to compare the results to the results of the HairCheck device.

HAIR MASS INDEX (HMI):

The Hair Mass Index (HMI) is a measure of the density of the hair on the scalp. It is calculated by multiplying the number of hairs by the caliber of the hairs.

CONCLUSION:

The results of this study show that the HairCheck device is a reliable and accurate method for measuring the HMI. It is a non-invasive, non-shave, and non-tattoo method that can be used to track the results of hair restoration surgery.

BACKGROUND INFORMATION:

The HairCheck device is a handheld tool that uses a small camera and a light source to capture a cross-section of a hair bundle. This allows for the measurement of the HMI.

METHODS / MATERIALS:

The study was conducted on 10 patients who had undergone hair restoration surgery. The HMI was measured at baseline and at 90-day intervals.

REFERENCES:

1. Bauman Medical Group, PA. HairCheck device. 2012.

ABOUT THE AUTHOR:

Alan J. Bauman, M.D.

THE USE OF HAIR BUNDLE CROSS-SECTION TRICHOMETRY TO CONFIRM SUCCESS IN THE MEDICAL MANAGEMENT OF HAIR LOSS

DATE: ISHRS OCTOBER 2012 AUTHOR: ALAN J. BAUMAN, M.D.

© Copyright 2020 Bauman Medical Group, PA. All Rights Reserved



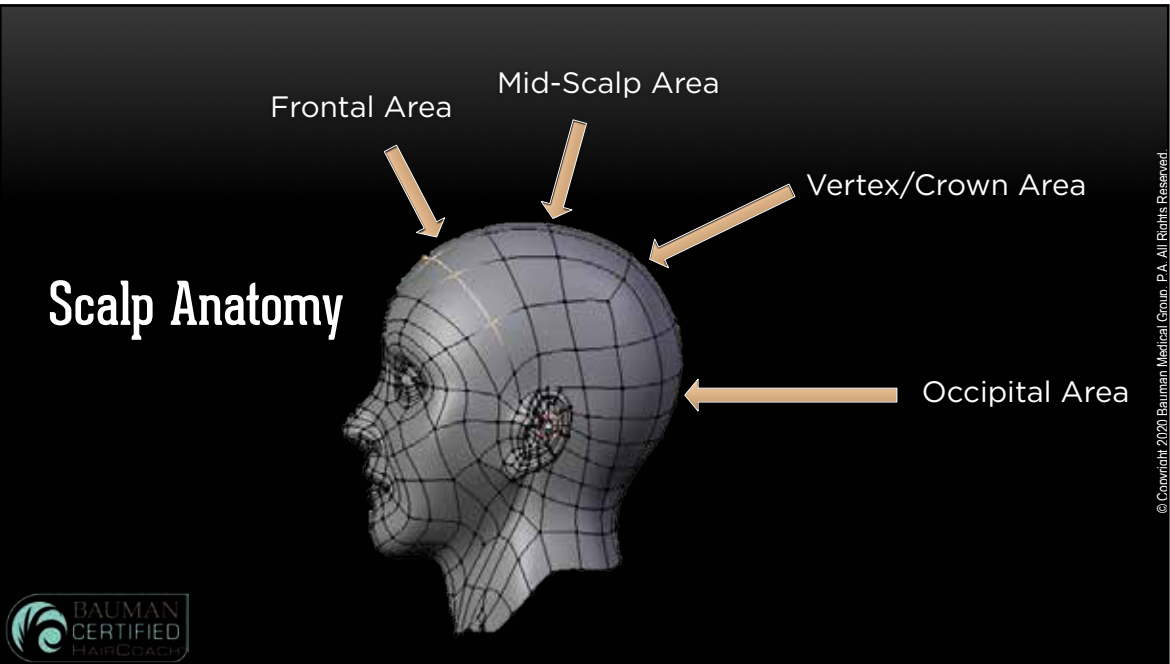
HairCheck

No tattoo, No shave, No hair counts
Quick, reliable, repeatable, scientifically accurate
HairCheck measures a "Hair Bundle" (Hair Mass Index)
of hairs x caliber of hairs

Where to take the measurements
Occipital - normally the 'control' area
Exceptions: hair extensions, diffuse hair loss, non-patterned loss
Crown / Vertex
Frontal (may be different for men & women)



© Copyright 2020 Bauman Medical Group, PA. All Rights Reserved



Patient Visit - Initial Consultation

INITIAL VISIT
Develop rapport, convey compassion as well as willingness to help learn the “chief complaint” – what is the primary concern?
What are they currently using (hair growth, hair care, etc.)
Have they had previous surgery of the face or scalp (e.g. hair transplant or facelift)?
Identify risk factors (meds, lifestyle, illness, stress, etc.)
Overall scalp/hair health and coverage [look & feel]
Assess Scalp Health (Dry, flaking, oily scalp, itch, inflammation)
Assess Hair Health (Brittle, rough, dull vs. shiny, smooth)
Establish baseline measurements [measure HMI] & HairCam microscope evaluation

Interpretation / Assessment
How do the measurements compare to “average?”
How do the more permanent areas compare to affected zones?
Are there areas that are severely depleted of hair?



Interpreting HairCheck Measurements



Measurement Zones

- Occipital (back of the scalp) – permanent area
- Crown/Vertex
- Frontal or Anterior Mid Scalp (behind the male forelock)
- Possibly Temple area or another affected zone

Procedure:

- Identify & Mark the areas; record “Tab” location
- Isolate & Measure the hair bundle; record “HMI” reading

Repeat the Measurement: 90-day intervals, if possible



Follow-up Visit [90 days]

How long since last visit/HairCheck?
Chief Complaint - “How has your hair been doing?”
What treatments have you been using? How often?
How long are the bottles of minoxidil lasting?
How many times a week are you using your laser?

Have there been any changes in your health status or other medications?
HairCheck measurements
Assessment/Interpretation



Managing Expectations

- You can NEVER regrow your 'teenage' hair
- You can NEVER resurrect dead follicles
- Treatments are designed to slow, stop and reverse the hair loss process
- Areas that have higher numbers of miniaturized hair will improve the most [thin hair → thicker hair]
- Areas that are severely depleted might need transplantation



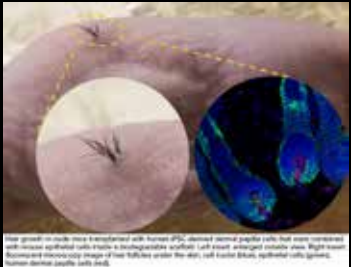
© Copyright 2020 Bauman Medical Group, P.A. All Rights Reserved

Stem Cells & Hair Growth: The FUTURE...?



Japan: Human hair follicles derived from stem cells transplanted onto a 'nude' mouse.

La Jolla, CA: Researchers at Sanford-Burnham Prebys create new hair follicles using iPSCs.



© Copyright 2020 Bauman Medical Group, P.A. All Rights Reserved

Stem Cells & Hair Growth: The FUTURE...?



© Copyright 2020 Bauman Medical Group, P.A. All Rights Reserved

Success occurs when opportunity meets preparation.

Zig Ziglar

quadrant

CLINICAL



The Bauman PRP Process Utilizing Emcyte PurePRP Kit

- **Step 1:** Draw 8mL of Sodium Citrate Anticoagulant into the 60 mL syringe for blood draw and 2mL of Sodium Citrate Anticoagulant into the 3mL syringe (this will be used for purging the line in step 3).
- **Step 2:** With the 60mL syringe containing Anticoagulant draw 50mL whole blood from the patient.
- **Step 3:** Attach the 60 ml syringe containing the anti-coagulated whole blood to the **Concentrating Device (note: this is the device with the RED CAP)** and push the entire content of this syringe into it. To clear the residual blood, purge the transfer line of the concentrating device with the 3 mL syringe containing 2mL of anticoagulant that was drawn up in Step 1.
- **Step 4:** To create a counterbalance that will be placed in the centrifuge with the Concentrating Device, use the scale provided. To do so weigh the Concentrating Device containing whole blood by placing it on the scale, press the button on the scale labeled 'TARE' and remove the concentrating device. Now place the H2O counterbalance on the scale and adjust the amount of H2O in it until it is equal to the weight of the whole blood. The scale will read zero (0).
- **Step 5:** Place the Concentrating Device and Counter Balance into the centrifuge (Executive Series Centrifuge), adjust the knob on the left to spin for 1.5 minutes and the knob on the right to be set at 3800 RPM's (it will read 3.8). When the first spin is completed **carefully** remove the device as to not disturb the separated cells.
- **Step 6:** Now that the spin is completed, using a new 60mL syringe, aspirate the platelet plasma suspension (PPS) until the RBCs fills the aspirating pipe. Stop just before the RBC's enter the syringe & remove it from the device. (RBCs should be avoided as much as possible but it's normal to aspirate *small* amounts of RBCs into the syringe during this process to ensure that all of the PPS is removed).
- **Step 7:** To initiate the second spin, transfer the platelet plasma suspension (PPS) from the 60 mL syringe into the Concentrating **Accessory**. Repeat Step 4 using the Concentrating **Accessory** to create counterbalance for this spin.

8/2019

The Bauman PRP Process Utilizing Emcyte PurePRP Kit

- **Step 8:** Place Concentrating Accessory and Counter Balance into the centrifuge for 8 minutes at 3800 RPM's (it will read out as 3.8). When completed you may remove the device. In this spin, all of the platelets will concentrate and stick to the bottom of the Concentrating Accessory.
- **Step 9:** Using the 50mL syringe, aspirate the platelet poor plasma (PPP) from the Concentrating Accessory, leaving only 7mL of plasma.
- **Step 10:** Attach the 12mL syringe to the Concentrating accessory and gently swirl to re-suspend the platelets back into the plasma. Once the platelets have been completely re-suspended (you will no longer see them attached to the bottom), tilt the container to immerse the Aspirating Pipe into the PRP and extract into the connected 12mL syringe. **(This is the primary syringe of PRP that will be injected, which can be labeled as syringe #1).** To this syringe, add the thawed Bio-D Restore (extracellular matrix) and then place under the AdiLight or for a low level laser light source for 10 minutes.
- **Step 11:** Transfer 2mL of PPP from the 50 mL syringe into a separate 10mL syringe. This syringe will also be placed under the AdiLight or other low level light source for 10 minutes. **(this may be labeled as syringe #2, which is injected after the primary PRP has been injected).**
- **Step 12:** Once the 10 minutes is up, you will connect this syringe to a separate syringe containing 0.5 mL of Dextranthenol and 0.2 mL of Calcium Chloride (IMPORTANT: do not mix the dextranthenol and calcium chloride into the syringe until the time of injection as it will thicken up, making it difficult to inject).
- **Step 13:** Transfer 5mL of PPP from 50 mL syringe into a 5mL syringe, which will be used as a lubricant during the Micro Needling process **(this can be labeled as syringe #3).**

Bauman Tray Set up for Emcyte PURE PRP

Tray A (Phlebotomy for PRP)

- One 60 cc syringe with 8 cc of Sodium Citrate anticoagulant
- Butterfly safety needle for blood-draw (19g X ¾")
- 4x4 Gauze
- Band-Aid
- Alcohol Pad
- Cotton ball
- Squeeze ball
- Tourniquet

Tray B (Processing of PRP)

- Executive Series Centrifuge (Emcyte)
- One Emcyte kit
 - Which includes:
 - Sodium Citrate anticoagulant
 - Filtering 18 G needle
 - Concentrating device and Concentrating accessory
 - Two 60 cc syringes, a 50 cc syringe, a 12 cc syringe and a 3 cc syringe

Tray C (For injecting PRP)

- One bottle with 0.9% saline for irrigation
- One with 50:50 mixture of 0.9% saline for irrigation and Hydrogen Peroxide
- One antimicrobial spray bottle
- 4 x 4 Gauze
- Comb
- Two (2) dental syringes for numbing
- 6-9 Carpules of Septocaine (4% articaine solution plus Epi 1:100,000)
- Two 27g x .5" gauge needles to inject
- AmeiaMed Micro-needling device w/ sterile 6-prong tip
- AdiStem AdiLight or other low level light source

PLATELET-RICH PLASMA THERAPY BASICS: What is PRP?

- Platelet Rich Plasma or PRP is a volume of plasma of autologous blood having a platelet concentration above the baseline (baseline for platelets in a human are 150,000 – 350,000 platelets per microliter).
- Platelets facilitate healing by stimulating the release of different growth factors.
- The growth factors recruit stem cells that facilitate healing, repair, or regeneration of the injured tissue.
- PRP is injected directly into injured tissue stimulating a healing response in a more powerful form.

Understanding PRP

- Platelets are components of blood.
- The development of PRP focuses on concentration of the patient's own blood platelets to create an active mixture of growth factors.
- The main components of blood are Red Blood Cells, White Blood Cells, Platelets and Plasma.
- Red Blood Cells carry oxygen from the lungs and deliver it to the body tissues.
- White Blood Cells form our immune system and help the body to fight infection and foreign materials.
- Platelets have several functions, they help control bleeding (hemostasis), they help in the building of new tissue (act as scaffold for tissue regeneration called Extra Cellular Matrix or ECM), stem cell attraction and binding, without platelets undifferentiated stem cells would not know what to transform into until growth factors are released from the platelets, finally platelets divide, multiply and differentiate to become the healing cells for injured tissue.
- Platelets are activated by Thrombin and other factors which cause a change in their structure and the release of multiple growth factors.
- These growth factors bind themselves to the receptors of the cell causing intracellular changes down to the nucleus and affecting its DNA. The result is a change in the performance and function of the cell.

Application of PRP

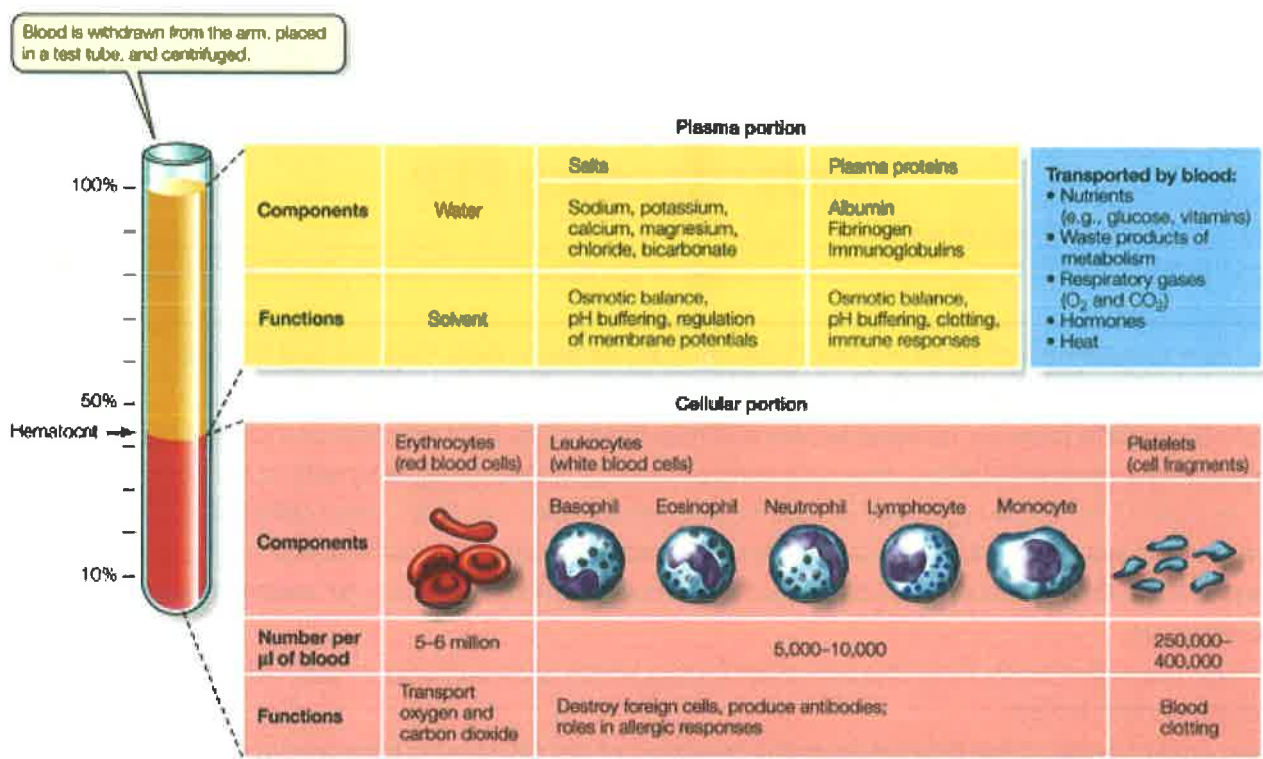
- PRP can be used in Surgical Procedures, Orthopaedics, Spine, MSK, Pain Management, Urology, Maxillofacial, Cardio, Aesthetics and other specialties. Platelets are the natural healing element for any damaged tissue.
- Delivery of the PRP can be injected or sprayed on the injured or damaged area.
- Sodium Bicarbonate and Lidocaine are commonly used to lessen pain issues that the patient might have.
- Ultrasound and Fluoroscopy must be used in MSK or any injection of PRP where you cannot see the injured area. Studies have shown that using ultrasound or fluoroscopy will increase the accuracy of delivering the PRP to the injured tissue.
- Patients are asked to stop using NSAIDs two weeks prior to getting a PRP treatment.
- There are very few contraindications or risks for using autologous PRP (see table 1 below)

Table 1. Absolute and relative contraindications to PRP use

Absolute	Relative
<ul style="list-style-type: none">• Platelet dysfunction syndrome• Critical thrombocytopenia• Hemodynamic instability• Septicemia• Local infection at procedure site• Patient not willing to accept risks	<ul style="list-style-type: none">• Consistent use of NSAIDs within 48 hours of procedure• Corticosteroid injection at treatment site within 1 month• Systemic corticosteroid use within 2 weeks• Tobacco use• Recent fever or illness• Cancer, especially hematopoietic or bone• Hemoglobin level < 10 g/dL• Platelet count < 105/μL

PRP, platelet-rich plasma.
Adapted from Platelet Rich Plasma (PRP) Guidelines. International Cellular Medicine Society. 2011.³⁴

PLATELET-RICH PLASMA THERAPY BASICS



LIFE 8e, Figure 49.9

LIFE: THE SCIENCE OF BIOLOGY, Eighth Edition © 2007 Sinauer Associates, Inc. and W. H. Freeman & Co.

TABLE 1. SYNOPSIS OF GROWTH FACTORS PRESENT IN PRP

Growth Factor	Source	Function
Transforming Growth Factor-beta,TGF- β	Platelets, extracellular matrix of bone, cartilage matrix, activated TH ₁ cells and natural killer cells, macrophages/monocytes and neutrophils	Stimulates undifferentiated mesenchymal cell proliferation; regulates endothelial, fibroblastic and osteoblastic mitogenesis; regulates collagen synthesis and collagenase secretion; regulates mitogenic effects of other growth factors; stimulates endothelial chemotaxis and angiogenesis; inhibits macrophage and lymphocyte proliferation
Basic Fibroblast Growth Factor,bFGF	Platelets, macrophages, mesenchymal cells, chondrocytes, osteoblasts	Promotes growth and differentiation of chondrocytes and osteoblasts; mitogenetic for mesenchymal cells, chondrocytes and osteoblasts
Platelet Derived Growth Factor,PDGFA-b	Platelets, osteoblasts, endothelial cells, macrophages, monocytes, smooth muscle cells	Mitogenetic for mesenchymal cells and osteoblasts; stimulates chemotaxis and mitogenesis in fibroblast/glia/smooth muscle cells; regulates collagenase secretion and collagen synthesis; stimulates macrophage and neutrophil chemotaxis
Epidermal Growth Factor,EGF	Platelets, macrophages, monocytes	Stimulates endothelial chemotaxis/angiogenesis; regulates collagenase secretion; stimulates epithelial/mesenchymal mitogenesis
Vascular endothelial growth factor,VEGF	Platelets, endothelial cells	Increases angiogenesis and vessel permeability, stimulates mitogenesis for endothelial cells
Connective tissue growth factor,CTGF	Platelets through endocytosis from extracellular environment in bone marrow.	Promotes angiogenesis, cartilage regeneration, fibrosis and platelet adhesion



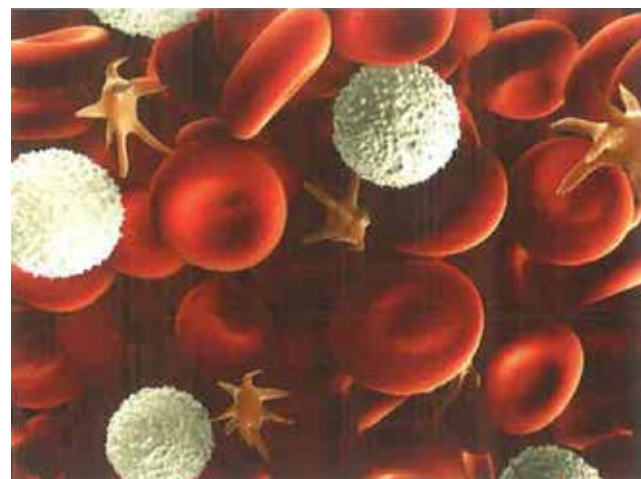
PRP OR PDOGRO™ HAIR REGROWTH

After-Care & Post-Procedure Instructions

YOUR PROCEDURE: During your PRP Platelet Rich Plasma Hair Regrowth treatment we utilized the powerful growth factors and other proteins from your own blood platelets in a concentrated form to enhance and protect hair follicle function in the scalp. After isolating your platelets and plasma from other blood components, the concentrated PRP was enhanced with powerful Extracellular Matrix (ECM) for extra benefit and longer-lasting results. The mixture was then injected into the anesthetized target areas of the scalp and a small micro-needling device was used on the skin to trigger the release of the growth factors from the platelets. If you had the PDOgro™ procedure, absorbable PDO (polydioxanone) threads were inserted into the scalp to stimulate hair regrowth by rejuvenating weakened follicles.

POST-TREATMENT CARE: Over the next twenty-four hours, it is normal for the scalp to appear pink or red where PRP was performed. Numbness and tingling from the local anesthesia usually wears off within 4-12 hours. The treated area may remain slightly tender to the touch for a few days. Most normal activities-including workouts, showering, shampooing and gentle hairstyling may resume immediately. Minor swelling of the forehead may be visible one or two days after your procedure—swelling is your body's natural, expected healing response and it will typically resolve in another 24 to 48 hours. Do not apply ice. Gentle fingertip massage may be helpful.

Wait at least 24-hours before swimming and three days before using topical medications like minoxidil, Rogaine or Formula 82M Compounded Minoxidil or performing chemical hair coloring or straightening. If you had the PDOgro™ procedure, it is possible that a few of the threads may elevate to the surface of the skin. These threads may fall out on their own or you may remove them. This is not of concern as many threads have been placed during your procedure. If you experience increased pain, redness, swelling, irritation, rash, fevers, or drainage, please notify our office immediately.



PRP Platelet Rich Plasma Hair Regrowth Treatment uses the powerful growth factors found inside of your own blood platelets.

PAIN CONTROL: Unless absolutely necessary, avoid using aspirin or other "NSAID" pain medications such as Tylenol/acetaminophen, Advil/ibuprofen, Aleve/naproxen, etc. for two weeks as these medications may diminish the results of your treatment.

EXPECTED RESULTS: The powerful growth factors will start enhancing hair follicle function immediately. However, because hair growth occurs at a rate of approximately one-half inch per month, as with any treatment, improvements in hair volume and coverage may take six to twelve months to be visible in photos or to the naked eye. Please be patient as your follicles regain their health! HairCheck measurements to track your progress are recommended every ninety days, if possible. PRP treatments with ECM or PDO are typically recommended every year or two depending on your HairCheck measurements and other factors. Results can vary due to a variety of factors including age, heredity, medications, lifestyle, severity of hair loss, the amount of hair follicles located within the treated area, and other hair regrowth treatments you are using.

WHAT'S NEXT? Schedule your follow-up HairCheck visits starting at 90 days and continue any prescribed treatments such as Compounded Minoxidil Formula 82M, LaserCap Laser Therapy, nutritional supplementation, etc. Please contact the office at 561-394-0024 or DoctorB@BaumanMedical.com for assistance in scheduling follow-up HairCheck appointments, adding additional treatments to your regimen or for any other questions or concerns.



BAUMAN MEDICAL

For any questions regarding your PRP or PDOgro™ Hair Regrowth procedure or to schedule your recommended follow-up HairCheck appointments call 561-394-0024 or 1-877-BAUMAN-9 toll free or email doctorb@baumanmedical.com.

POST PROCEDURE
INSTRUCTIONS



PRP PLATELET RICH PLASMA WITH ECM EXTRACELLULAR MATRIX
INFORMED CONSENT FORM

Patient Name:_____D.O.B.:_____Date:_____

Your physician is required by law to obtain your consent prior to performing the recommended procedure below. By signing this form, you acknowledge that you request and consent to your physician performing the recommended procedure. Your signature also confirms that your physician has explained to you the nature of the procedure, any alternatives, as well as the risks and benefits of the proposed procedure. Before signing and/or initialing this document where indicated, please read this form very carefully and ask your physician any additional questions you may have.

- 1) I, _____ (the patient), hereby request and authorize Dr. Alan J. Bauman, M.D. a physician of Bauman Medical Group, P.A., (BMG) with trained and qualified persons of his choice, to perform the preparation and administration of Platelet Rich Plasma (PRP) with Extracellular Matrix (ECM). I understand that this may include the administration of necessary anesthesia, sedatives and other medications as well as phototherapy/low level laser therapy. I further request and authorize my physician and his assistant(s) to perform any other procedure that in their judgment is necessary or desirable for my well-being, or to ensure a desirable outcome to the requested procedure. This additional permission is extended as I recognize that during my procedure, unforeseen conditions may arise that may alter the course of the procedure and necessitate deviation from the original plan, requiring different and/or additional procedures. I am aware that with any procedure there are risks, both known and unknown.
- 2) Dr. Bauman has recommended the use of PRP with ECM. PRP is made from your own blood and contains a high concentration of growth factors, which may have an important role in treating a variety of conditions. Benefits may include assisting in wound healing and enhancing hair growth by slowing, stopping or reversing the miniaturization of hair follicles. I understand that PRP will have no effect on hair follicles that are ‘dead and gone’ or beyond the point of rejuvenation.
- 3) I have been informed that PRP has been used on many patients and is considered a generally safe and benign procedure by today’s medical standards and current medical knowledge. I have read and reviewed all of the extensive literature provided by BMG regarding the procedure.
- 4) Procedure: To acquire, process and apply PRP, a sample of blood will be drawn from a vein using an aseptic (clean) technique. Your blood will be processed in a sterile FDA-cleared device for about 15 minutes. Calcium chloride, thrombin, another clotting agent, and/or microneedling of the skin may be used to activate the PRP.
- 5) Extracellular Matrix (ECM): Extracellular Matrix will be added to the PRP prior to its application. Extracellular Matrix is a regenerative medicine technology that has been reported not only to enhance healing, but also improve the strength and duration of the effects of PRP. ECM may be synthetic or of animal or human origin from an FDA registered facility.
- 6) Risks: The known risks associated with this procedure are mild inflammation, swelling, bleeding, bruising, itching and/or soreness at the blood draw site or PRP application sites, headache, dizziness/fainting, nausea/vomiting. Nerve damage at the blood draw site is an extremely rare complication. Allergic or other reactions associated with the application of local anesthetic, if required, are possible. I understand that there is a chance of ‘no effect’ from the treatment.
- 7) Benefits: The benefit of PRP is that it may assist in wound healing and enhance hair growth. I am aware of the scientific evidence that suggests that the use of PRP may temporarily help reverse the miniaturization of hair follicles. I understand that it may take several treatments to determine PRP’s effect on my condition, which may include slowing, stopping or reversing the miniaturization of hair follicles. Every patient is different and there is no guarantee that PRP will promote healing or enhance hair growth or slow down hair loss. It has been explained to me that additional PRP treatments may be necessary to maintain the benefit of the treatment and that early ‘results’ are subtle and may take months to fully appreciate.
- 8) Alternatives: I have been informed that the ALTERNATIVES to PRP are to do nothing regarding my condition, use other treatments including but not limited to FDA-approved oral or topical hair growth medications, Low Level Laser Therapy, hair transplantation, artificial camouflage (wigs, weaves, powders) and/or nutritional modification.
- 9) Risks of “doing nothing” or discontinuing the prescribed regimen of treatment likely include the worsening of the hair loss condition.



- 10) PRP WITHOUT SURGERY: If PRP is being applied *without* a concurrent hair transplant procedure, local anesthesia will be used to numb the scalp in the treatment area and PRP will be injected under the scalp. Risks include all of the above, in addition to mild inflammation, bruising and soreness at the treatment site as well as the potential for allergic or other reactions associated with the application of local anesthetic. I am aware that additional treatments will be necessary.
- 11) Photography: I understand that routine, full-face and scalp medical photos will be taken for my private, personal medical file. In accordance with BMG privacy policies, this consent DOES NOT include the use of full-face photos for advertising, including in-office publications or the internet. I consent that my photos MAY be used for medical, educational or scientific purposes without my further agreement provided that my name is NOT revealed in conjunction with the photographs and that images are from the eyebrows-up only. I also consent that my photos MAY be used on the BMG website or affiliate websites without my further agreement provided that my name is NOT revealed in conjunction with the photos and that the images are from the eyebrows-up only.
- 12) Chart Review/Research: On occasion, for quality control and research purposes, BMG personnel may review medical charts and the information contained therein.
- 13) Consent: I hereby state that I, the undersigned, have read, understood and agree with this request and consent for the proposed procedure(s) in its entirety while I was NOT under the influence of medications or any other substances that cause drowsiness or impair judgment.
- 14) All of my questions about the proposed procedure(s) its associated risks and benefits as well as alternatives to the proposed procedure(s) have been answered and explained to my satisfaction in a language that I could easily understand. Any objections have been noted and/or stricken and initialed by me.

Patient
Initials:
X

Signature of Patient: X _____ Date: _____

BMG Staff Witness: _____ Date: _____

I have reviewed the information above with the patient and answered all of his/her questions regarding the proposed procedure(s).

BMG Physician Signature: _____ Date: _____



Steps To Complete a HairCheck for the HairCoach

Step 1: Set up for HairCheck

NOTE: The HairCheck kit comes with all the components for performing a HairCheck except the hair clips, rattail comb, and swabs, which can be purchased a variety of stores.

- Lay out on a table or a tray the HairCheck device, HairCheck cartridges (3), glasses along with white plastic numbered tabs, ink pad and the marking template, rattail comb, clips, tape, cotton swabs with alcohol and a patient chart or other document system to record your HairCheck numbers.
- Make sure you record the date of the exam, patient's or client's name, and the initials of the persons performing the HairCheck.
- Assemble the HairCheck device by attaching the Haircheck cartridge to the device, then turn the cartridge so that it locks into place. You will hear it click.
- Place the calibration key into the slit of the cartridge and squeeze the device in the middle of the handle.
- Holding your grip on the device, you will then press the "zero" button to calibrate and gently release your grip on the handle to open the device.
- Remove the calibration key and remove the black plastic safety tab in the cartridge. Your device is now calibrated and the HairCheck device is ready to use.

Step 2: Marking the Scalp

- Part the hair of the patient down the middle of their scalp.
- Ask the patient to place the glasses on their face (place on the bridge of the nose where their glasses normally sit) and have them hold the arms of the glasses on each side so they do not come up off the bridge of their nose.
- Ensure the length of the white plastic piece (with the numbered tabs) is aligned directly down the center of the patient's head



while you identify the appropriate locations you are going to measure.

- NOTE: Since all hair loss patterns aren't the same it is important to examine the patient's hair and determine what areas should be measured. The basic areas to measure are the occipital, crown, frontal and oftentimes the temple area. The exact areas measured will vary depending on the individual's hair loss pattern.
- To mark the section for measurement, press the stamp onto the inkpad and then gently press it over the tab number selected for that area and press it into the patient's scalp making sure you can see the four pin-point markings.
- Perform the above step starting in the occipital area focusing on the most dense area as the "control" then moving forward into the crown, mid-scalp, front, and temples focusing on the least dense areas where treatment is most needed.
- Record the tab numbers in the patient's chart or paperwork.

Step 3: Measuring the Areas

- Once all of the areas to be measured have been marked, have the patient remove the glasses and begin your measurements from the back of the head towards the front.
- Upon locating the four ink dots section off the bundle of hair to measure using the rattail comb for precision. For accuracy, use the paper tape or hair clips to anchor down any hair strands *outside* of the bundle.
- Once you have the bundle of hair sectioned off, gather the bundle between your fingers. Give the bundle a slight twist to ensure you include every hair fiber within the section.
- Take the HairCheck device and slip the bundle of hair into the cartridge end and position the device so that you can visualize the HMI measurement (be able to see the read-out window of the device).
- Make sure you are measuring as close to the scalp as you can (approximately 1/4" from the scalp).



- Angle the device slightly upwards at a 45-degree angle and squeeze the handle. Let the patient know they will hear a clicking sound.
 - NOTE: The reading will display momentarily but will disappear once you release your grip on the device so remember that number!
- Record the HMI number that was displayed on the screen associated with that tab #.
- Repeat process for all areas to be measured.

Step 4: Determining Hair Mass Index (HMI)

- Determine the percentage of loss by dividing the "control" which is the largest reading that was measured (normally the occipital area but not always) into each next measurement and determine the percentage of loss.
- To calculate percentage loss: First work out the difference (decrease) between the two numbers you are comparing. Then divide the decrease by the original number and multiply the answer by 100.
- Example HairCheck:
Occipital =90
Vertex=60 → 33% loss compared to vertex (90-60=30, then 30/90 X 100)
Frontal=40 → 55% loss compared to vertex (90-40=50, then 50/90 X100)
- If your answer is a *negative* number then this is percentage increase. The desired goal when treating hair loss is stabilization of the process or a percentage increase in HMI. An HMI increase or stabilization (HMI remaining the same) has been seen many times upon rechecking the HMI 90 days or more post-hair regrowth treatment.



The information you provide below will be used to help create your hair plan. Answers are confidential.

Today's Date:			Hair Coach Name:		
Name:			Referred by:		
Age:			Cell Phone:		
Date of Birth:			Evening Phone:		
Home Address:			Preferred method of contact:		
City:		State:	Zip:		Occupation:
Marital Status: <input type="checkbox"/> Single <input type="checkbox"/> Married <input type="checkbox"/> Div <input type="checkbox"/> Widowed			Emergency Contact Person:		
Email: <input type="checkbox"/> Yes send me updates			Emergency Contact Phone:		
1. How would you characterize your current degree of hair loss? <input type="checkbox"/> Minimal <input type="checkbox"/> Mild/Moderate <input type="checkbox"/> Extensive					
2. What is your main area of concern? <input type="checkbox"/> Hairline/Temples <input type="checkbox"/> Frontal area <input type="checkbox"/> Crown (top) <input type="checkbox"/> All <input type="checkbox"/> Other:					
3. I'm experiencing: <input type="checkbox"/> Thinning <input type="checkbox"/> Receding <input type="checkbox"/> Shedding <input type="checkbox"/> Breakag <input type="checkbox"/> Oily Scalp <input type="checkbox"/> Itchy/Dry/Flaking scalp					
4. Is your hair loss: <input type="checkbox"/> Just starting <input type="checkbox"/> Accelerating <input type="checkbox"/> Slowing down <input type="checkbox"/> Basically done <input type="checkbox"/> Not sure					
5. Hair loss affects me: <input type="checkbox"/> When getting dressed in the morning <input type="checkbox"/> When meeting new people <input type="checkbox"/> Seeing old friends <input type="checkbox"/> On windy days <input type="checkbox"/> Whenever I wear a hat <input type="checkbox"/> When swimming <input type="checkbox"/> At formal events <input type="checkbox"/> When people make comments <input type="checkbox"/> When I see videos or pictures of myself <input type="checkbox"/> In my overall social life <input type="checkbox"/> My overall self-esteem <input type="checkbox"/> At work or school					
6. Do you regularly use any form of scalp camouflage (powder, makeup, spray, Toppik) <input type="checkbox"/> Yes <input type="checkbox"/> No					
7. Tried any of the following to prevent hair loss? (check all that apply) <input type="checkbox"/> Propecia/Proscar <input type="checkbox"/> Rogaine/Minoxidil <input type="checkbox"/> Avodart/Dutasteride <input type="checkbox"/> LaserComb <input type="checkbox"/> Laser Therapy Hood <input type="checkbox"/> Vitmns/Supplmnts-which? _____ <input type="checkbox"/> Special Shampoo-which? _____ <input type="checkbox"/> Hair Transplant Surgery <input type="checkbox"/> Other: _____ <input type="checkbox"/> None of the above					
8. Are you currently taking Propecia or Proscar? <input type="checkbox"/> Yes <input type="checkbox"/> No If Yes, approximate date when you started? _____ • Do you feel it has been effective? <input type="checkbox"/> Yes <input type="checkbox"/> No <input type="checkbox"/> Unsure					
9. Are you currently using Rogaine or Minoxidil? <input type="checkbox"/> Yes <input type="checkbox"/> No If Yes, approximate date when you started? _____ • <input type="checkbox"/> 2% or <input type="checkbox"/> 5% How often? _____ Do you feel it has been effective? <input type="checkbox"/> Yes <input type="checkbox"/> No <input type="checkbox"/> Unsure					
10. What brand of shampoo and conditioner do you use most often?					
11. When did you first begin to notice your hair loss?					
<u>Please identify any specific areas of interest (check all that apply):</u> <input type="checkbox"/> Propecia <input type="checkbox"/> Rogaine/Minoxidil <input type="checkbox"/> Hair Transplantation <input type="checkbox"/> Hair Care Products <input type="checkbox"/> Laser Therapy <input type="checkbox"/> Camouflage <input type="checkbox"/> Nutritional Supplementation <input type="checkbox"/> Eyelashes <input type="checkbox"/> Eyebrows <input type="checkbox"/> Genetic Hair Loss Test <input type="checkbox"/> Other: _____					
12. How would you rate the condition of your health? <input type="checkbox"/> Excellent <input type="checkbox"/> Good <input type="checkbox"/> Satisfactory <input type="checkbox"/> Fair <input type="checkbox"/> Poor					
13. How would you rate your current nutritional status? <input type="checkbox"/> Excellent <input type="checkbox"/> Good <input type="checkbox"/> Satisfactory <input type="checkbox"/> Fair <input type="checkbox"/> Poor					
14. Your current stress management skills are: <input type="checkbox"/> Excellent <input type="checkbox"/> Good <input type="checkbox"/> Satisfactory <input type="checkbox"/> Fair <input type="checkbox"/> Poor					

Continued on Page 2



HAIRCOACH CONSULT INTAKE FORM (continued)

PAGE 2 of

TYPE	RISK FACTORS	YES	NO
FACTS	Do any of your "blood relatives" have thin hair or hair loss?	<input type="checkbox"/>	<input type="checkbox"/>
	Is your hair part-line widening?	<input type="checkbox"/>	<input type="checkbox"/>
	Is hairline receding or noticed less hair coverage & more scalp showing?	<input type="checkbox"/>	<input type="checkbox"/>
	Have you worn/currently wear a hair piece, hair system, or extensions?	<input type="checkbox"/>	<input type="checkbox"/>
LIFESTYLE	Do you routinely color your hair?	<input type="checkbox"/>	<input type="checkbox"/>
	Do you routinely chemically perm or straighten your hair?	<input type="checkbox"/>	<input type="checkbox"/>
	Do you routinely take a protein shake containing Creatine?	<input type="checkbox"/>	<input type="checkbox"/>
	Do you drink alcoholic beverages?	<input type="checkbox"/>	<input type="checkbox"/>
	Are you a smoker? (or ex-smoker) of cigarettes/cigars?	<input type="checkbox"/>	<input type="checkbox"/>
PRESCRIPTIONS	Do you/have you taken prescription medication for:		
	High Blood Pressure?	<input type="checkbox"/>	<input type="checkbox"/>
	Elevated Cholesterol?	<input type="checkbox"/>	<input type="checkbox"/>
	Depression/anxiety?	<input type="checkbox"/>	<input type="checkbox"/>
	Anemia (low iron)?	<input type="checkbox"/>	<input type="checkbox"/>
DIAGNOSIS	Have you ever been diagnosed with:		
	Hormone Abnormalities?	<input type="checkbox"/>	<input type="checkbox"/>
	Eating Disorder?	<input type="checkbox"/>	<input type="checkbox"/>
	Menstrual Cycle Abnormality?	<input type="checkbox"/>	<input type="checkbox"/>
	Recent Pregnancy?	<input type="checkbox"/>	<input type="checkbox"/>
	Menopause?	<input type="checkbox"/>	<input type="checkbox"/>

15. Ever had an allergic response or adverse reaction to substances placed on your skin? ☐ Yes ☐ No
If so, please describe:

16. Are you aware of any allergies you might have to any foods, drugs or medications? ☐ Yes ☐ No Which?
☐ Dairy ☐ Fish/Seafood ☐ Other (please list)

17. Have you had a hair restoration consultation in the past? ☐ Yes ☐ No If Yes, where?

18. Have you ever had a genetic test for Hair Loss? ☐ Yes ☐ No If Yes, outcome?

19. Have you ever had a hair transplant? ☐ Yes ☐ No If Yes, by whom?

(THIS TABLE FOR HAIR COACH USE) TAB#	OCCIPTL	CROWN	FRONT	TEMPLE	HAIRCHECKER NAME
INITIAL HMI					% Breakage/Loss:
AREA OF CONCERN	<input type="checkbox"/>	<input type="checkbox"/>	<input type="checkbox"/>	<input type="checkbox"/>	<input type="checkbox"/> Other:

NOTES/OBSERVATIONS/NEXT HAIRCHECK SET FOR +90 Days Date: / / Time: PM or AM

7 Photos – wet hair if possible for best results then email to HairCoach@BaumanMedical.com or text to 561.213.2638 to share with Dr. B.

☐ Front: looking straight at the camera, ☐ Front: person is facing forward with head slightly tilted down ☐ Back: hair is parted at the center (vertically, top to bottom) ☐ Top: separate hair to reveal existing coverage ☐ Left Side ☐ Right Side ☐ Plus any particular areas of concern

SIGNATURE & ACKNOWLEDGEMENT: To the best of my knowledge, I answered all of the questions in this form accurately. I understand that this program is not a substitute for medical advice and any medical questions will be directed to a licensed physician.

Printed Name: Signature: Date:



HAIRCOACH FOLLOW-UP CONSULT FORM

PAGE 3 OF 4

NAME: DATE OF FIRST VISIT:

VISIT 2 (+90 Days)

(THIS TABLE FOR HAIR COACH USE) TAB#	OCCIPTL	CROWN	FRONT	TEMPLE	TODAY'S DATE:
					HAIRCHECKER NAME
HMI					% Breakage/Loss:
CHANGE (+ OR -)					NEXT HAIRCHECK SET FOR +90 Days Date: / / Time: PM or AM
NOTES/OBSERVATIONS/COMPLIANCE:					

VISIT 3 (+90 Days)

(THIS TABLE FOR HAIR COACH USE) TAB#	OCCIPTL	CROWN	FRONT	TEMPLE	TODAY'S DATE:
					HAIRCHECKER NAME
HMI					% Breakage/Loss:
CHANGE (+ OR -)					NEXT HAIRCHECK SET FOR +90 Days Date: / / Time: PM or AM
NOTES/OBSERVATIONS/COMPLIANCE:					

7 Photos (OPTIONAL) – wet hair if possible for best results then email to HairCoach@BaumanMedical.com or text to 561.213.2638 to share with Dr. B.

☐ Front: looking straight at the camera, ☐ Front: person is facing forward with head slightly tilted down ☐ Back: hair is parted at the center (vertically, top to bottom) ☐ Top: separate hair to reveal existing coverage ☐ Left Side ☐ Right Side ☐ Plus any particular areas of concern

NAME: _____

VISIT 4 (+90 Days)					
(THIS TABLE FOR HAIR COACH USE) TAB#	OCCIPTL	CROWN	FRONT	TEMPLE	TODAY'S DATE: _____
					HAIRCHECKER NAME _____
					% Breakage/Loss: _____
					NEXT HAIRCHECK SET FOR +90 Days Date: _____/_____/_____ Time: _____ PM or AM
HMI					
CHANGE (+ OR -)					
NOTES/OBSERVATIONS/COMPLIANCE:					

VISIT 5 (+90 Days)					
(THIS TABLE FOR HAIR COACH USE) TAB#	OCCIPTL	CROWN	FRONT	TEMPLE	TODAY'S DATE: _____
					HAIRCHECKER NAME _____
					% Breakage/Loss: _____
					SIGNUP AGAIN? NEXT HAIRCHECK SET FOR +90 Days Date: _____/_____/_____ Time: _____ PM or AM
HMI					
CHANGE (+ OR -)					
NOTES/OBSERVATIONS/COMPLIANCE:					

7 Photos – wet hair if possible for best results then email to HairCoach@BaumanMedical.com or text to 561.213.2638 to share with Dr. B.

☐ Front: looking straight at the camera, ☐ Front: person is facing forward with head slightly tilted down ☐ Back: hair is parted at the center (vertically, top to bottom) ☐ Top: separate hair to reveal existing coverage ☐ Left Side ☐ Right Side ☐ Plus any particular areas of concern

TOOLS FOR SUCCESS



How HairCoach® Certification Benefits You

Medical Professionals

- Differentiate your practice by becoming a respected hair loss authority to patients and other medical professionals.
- Create additional revenue streams by offering Dr. Bauman's proven hair loss protocols and treatment tools such as HairCheck® tool for monitoring response to treatments.
- Leverage your relationship with hair loss expert Dr. Bauman by utilizing your HairCoach® status for direction or confirmation of your planned treatment plan.
- Exclusive access to HairCoach® pricing on many Bauman-recommended products

How HairCoach® Certification Benefits You

Beauty Professionals

- Differentiate your practice by becoming a respected hair loss authority to patients and other medical professionals.
- Create additional revenue streams by offering Dr. Bauman's proven hair loss protocols and treatment tools such as HairCheck® tool for monitoring response to treatments.
- Leverage your relationship with hair loss expert Dr. Bauman by utilizing your HairCoach® status for direction or confirmation of your planned treatment plan.
- Exclusive access to HairCoach® pricing on many Bauman-recommended products

First 5 Steps After Returning From This Course

1. Inform other team members that you have taken this course
2. Schedule your HairCoach® kick-off call with Liz who will help you plan your integration of HairCoach® services into your specific business model.
3. Explore your HairCoach® Portal.
4. Add Hair Loss Questions to your current intake forms or new client consultations.
5. Explore your Starter Kit and consider ordering a laser device for display and demonstration.

What's in a HairCoach® Starter Kit?



- HairCheck® Kit: Caliper device, DVD, booklet etc...
- 2 boxes of cartridges
- Take-home brochures w/stand
- Product sample set & FAQs
- Framed Certificate to display
- Flip Book with Before and After Photos

A GROWTH
OPPORTUNITY

BAUMAN
HAIRCOACH

the benefits of
being a
CHC

CHC tools for success

A GROWTH
OPPORTUNITY

BAUMAN
HAIRCOACH

now that I've
earned my CHC...

CHC tools for success

A GROWTH
OPPORTUNITY

BAUMAN
HAIRCOACH

MEDICAL & BEAUTY
PROFESSIONALS
ARE THE FIRST
RESPONDERS
FOR HAIR LOSS
SUFFERERS

KNOW WHAT TO SAY
WHEN THEY ASK YOU...
"what should I do?"

CHC tools for success

A GROWTH
OPPORTUNITY

BAUMAN
HAIRCOACH

CHC HOT LIST
7 IMMEDIATE ACTION ITEMS

1. Inform team members and staff of your new credentials
2. Display your diploma and post your new professional status to social media
3. Explore your CHC Shopify
4. Schedule your CHC call with Liz
5. Add hair loss questions to your intake forms
6. Explore your Starter Kit
7. Consider ordering a working LLLT device for treatments

CHC tools for success



**VR GOGGLES
FOR CLASS CONTENT**



HAIR CHECK TOOL
WITH CARTRIDGES
AND DETAILED
INSTRUCTION PDF



**DISPLAY HEAD &
PROJECTING LASER CAP**



**FLIP BOOK WITH
BEFORE & AFTER PHOTOS**



**DETAILED BROCHURES FOR
MEN & WOMEN**



DIPLOMA
FRAMED FOR HANGING OR SHELF DISPLAY



BOOST
HAIR GROWTH
SHAMPOO & CONDITIONER



SOOTHE
HAIR GROWTH
SHAMPOO & CONDITIONER



NUTRA-TEAM BAUMAN FULL SET OF NURTURING PILLS

STARTER KIT
EXPLORE YOUR TOOLBOX

CHC tools for success

BAUMAN
CORPORATE
HAIRCOACH

A GROWTH
OPPORTUNITY

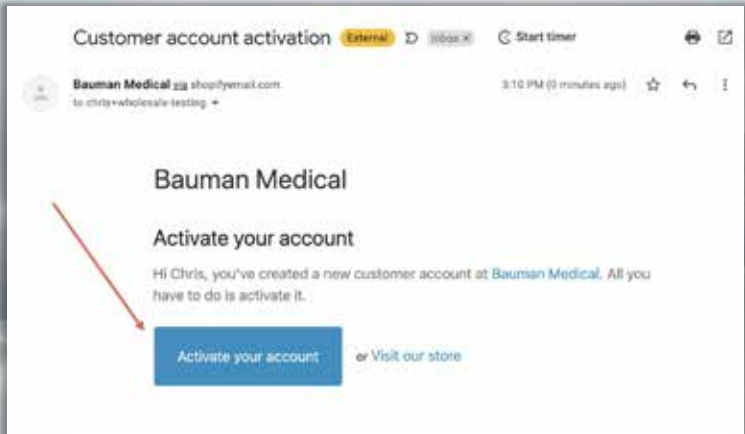
CHC E-STORE

EXPLORE
YOUR SPECIAL
PRICING ACCESS

srp MINUS chc discount EQUALS chc profit margin

CHC tools for success

Open the email and click the link to activate your account.



The screenshot shows an email titled "Customer account activation" from Bauman Medical. The email body says: "Hi Chris, you've created a new customer account at Bauman Medical. All you have to do is activate it." Below this text is a blue button labeled "Activate your account" and a link "or Visit our store". A red arrow points from the text "Click the link to activate your account" to the blue button.

A GROWTH OPPORTUNITY

BAUMAN MEDICAL
HAIRCOACH

Create your unique password to access our password-protected storefront.

CHC tools for success

A GROWTH OPPORTUNITY

BAUMAN MEDICAL
HAIRCOACH

If you're looking for a specific product, you may search for it in the search bar at the top of the store.
Please note: Your discounted pricing is auto-applied and is reflected in red on every product.

CHC tools for success

A GROWTH OPPORTUNITY

BAUMAN MEDICAL
HAIRCOACH

Once you have logged into our storefront, you can browse your discounted products by hovering over the Product Categories under the Products header.

CHC tools for success

A GROWTH OPPORTUNITY

BAUMAN MEDICAL
HAIRCOACH

Notice that CHC discounted pricing is being auto-applied. When you are ready to make a purchase, add the product to your cart and proceed to checkout. That's it!

CHC tools for success

A GROWTH OPPORTUNITY

BAUMAN
HAIRCOACH

YOUR E-STORE HOMEPAGE



CHC tools for success

A GROWTH OPPORTUNITY

BAUMAN
HAIRCOACH

Stand Out From The Rest



- INCREASE REVENUE
- LEVERAGE YOUR RELATIONSHIP WITH DR. BAUMAN
- ACCESS TO HAIRCOACH PRICING

CHC tools for success

A GROWTH OPPORTUNITY

BAUMAN
HAIRCOACH

CHC REVENUE OPPORTUNITIES
IMMEDIATE EARNERS



- Nutraceutical Wellness System
- Hair Loss Consultations
- LLLT Products or Treatments
- In-Shower Trichology Systems
- Patient Referral OPPORTUNITY

\$\$\$

**ADDITIONAL EARNERS
(FOR MEDICAL PROFESSIONALS ONLY)**

- PRP Procedures
- Rx Formulas

CHC tools for success

A GROWTH OPPORTUNITY

BAUMAN
HAIRCOACH

Differentiate Your Practice



- INCREASE REVENUE
- LEVERAGE YOUR RELATIONSHIP WITH DR. BAUMAN
- ACCESS TO HAIRCOACH PRICING

CHC tools for success

A GROWTH OPPORTUNITY
BAUMAN
HAIRCOACH

CHC E-STORE
SAMPLE ORDER #1

srp

chc discount

chc profit margin

THE BOOST SYSTEM	\$100	\$70	\$30
NUTRAFOL 90 DAYS	\$220	\$170	\$50
Total Profit			\$80

CHC tools for success

A GROWTH OPPORTUNITY
BAUMAN
HAIRCOACH

CHC E-STORE
SAMPLE ORDER #3

srp

chc discount

chc profit margin

THE BUILDER	\$65	\$48	\$17
THE A LIST	\$60	\$43	\$17
THE GOOD GUYS	\$54	\$40	\$14
TOTAL PROFIT			\$48

CHC tools for success

A GROWTH OPPORTUNITY
BAUMAN
HAIRCOACH

CHC E-STORE
SAMPLE ORDER #2

srp

chc discount

chc profit margin

THE SOOTHE SYSTEM	\$100	\$70	\$ 30
NUTRAFOL 90 DAY	\$220	\$170	\$ 50
LIGHTSPEED V8	\$3,500	\$2,150	\$1,350
Total Profit			\$1,430

CHC tools for success

A GROWTH OPPORTUNITY
BAUMAN
HAIRCOACH

consultations
are the beginning
of a lasting
relationship

CHC tools for success



A GROWTH OPPORTUNITY

BAUMAN
CENTRIS
HAIRCOACH

STEP 3

Consider all available treatment options

MD / Rx ONLY

CHC tools for success



A GROWTH OPPORTUNITY

Conduct the follow-up

"Let's compare your previous measurements and photos with the ones we will take today."

BAUMAN
UNIVERSITY
HAIRCOACH®

CHC tools for success

A GROWTH OPPORTUNITY

STEP 4

Review & Schedule a follow-up



“Let’s review your treatment plan
and then we will follow up
again in 90 days.”



CHC tools for success

addendum

NUTRACEUTICALS
LLLT & TRICHOLOGY

BEST-IN-CLASS
ENHANCERS & ACCESSORIES

BAUMAN
OF
HAIRCOACH

A GROWTH
OPPORTUNITY

CHC tools for success

A hand in a white glove holding a silver tray with four circular icons: a red heart, a stethoscope over flowers, a woman's face, and a man's face.

A GROWTH OPPORTUNITY

BAUMAN MD HAIRCOACH

Dr. Bauman has reformulated his best-selling DHT-Control formula while developing a new CBD Infusion formula for a 360° restage of the:

BaumanMD IN-SHOWER TRICHOLOGY SYSTEM

Two NEW Proprietary Blends combining proven science with botanical ingredients to deliver a luxury experience with exceptional results.

CHC tools for success



A GROWTH OPPORTUNITY

BAUMAN MD HAIRCOACH

Boost Shampoo and Conditioner

What's in it?

- **Saw Palmetto**-DHT inhibitor
- **Green Tea Extract**-DHT inhibitor
- **Procapil**-An additional DHT inhibitor
- **Caffeine**-Hair growth stimulator
- **Apiscalp®**-a patented ingredient from celery seed which fights against dandruff, itching and dryness
- **Sandalore®**-an odorant that contains molecules that prolongs the anagen phase
- Sulfate-free, color safe, paraben-free
- No added artificial fragrance or parabens
- Complies with California Prop. 65 and EU guidelines for cosmetic safety

CHC tools for success



A GROWTH OPPORTUNITY

BAUMAN MD HAIRCOACH

Boost Shampoo and Conditioner

For Who?

- This shampoo replaces our legacy DHT-Control
- Shampoo has additional powerhouse ingredients
- For thinning hair and appropriate for everyday use
- Can be alternated every other shampooing with Soothe
- Suggest getting a set of the Boost and the Soothe Shampoo and Conditioner (called the "Head Trip")

CHC tools for success



A GROWTH OPPORTUNITY

BAUMAN MD HAIRCOACH

Soothe Shampoo and Conditioner (CBD formulation)

For Who?

- Soothe replaces our old Bauman MD Shampoo
- Soothe can be used as an everyday shampoo
- Appropriate for people with irritated or dry scalps
- Suggest the "Head Trip" and purchase of a set of both formulations

CHC tools for success



A GROWTH OPPORTUNITY
BAUMAN
HAIRCOACH

Soothe Shampoo and Conditioner (CBD formulation)

What's in it?

- **CBD**-anti-inflammatory to reduce scalp sensitivity or irritation. CBD is also moisturizing.
- **Procapil®**-reduces DHT level and increases blood flow
- **Ceramides**-to keep moisture in the hair fibers
- **12 Essential Oils**-anti-inflammatory, moisturizing, anti- microbial, and soothing
- Sulfate-free, color safe, paraben-free
- No added artificial fragrance
- Complies with California Prop. 65 and EU guidelines for cosmetic safety



CHC tools for success

A GROWTH OPPORTUNITY
BAUMAN
HAIRCOACH

NUTRA TEAM BAUMAN



CHC tools for success

A GROWTH OPPORTUNITY
BAUMAN
HAIRCOACH

BAUMAN^{MD} WELLNESS SYSTEM FOR HAIR



CHC tools for success

A GROWTH OPPORTUNITY
BAUMAN
HAIRCOACH

THE GOOD GUYS Hair Probiotic Complex

What is it?

The Good Guys are a collection of 10 probiotic strains. Probiotics are naturally occurring friendly bacteria that are an integral part of a healthy digestive system. They exist primarily in the small and large intestines, and enhance health in several key takeaways:

- Assist with food and nutrient assimilation
- Help inhibit the overgrowth of harmful bacteria
- The Good Guys supply 50 billion CFUs of probiotics
- Time-released
- No refrigeration necessary (plus a 24-month stable shelf life)



CHC tools for success

THE GOOD GUYS Hair Probiotic Complex

Who is it for?

- Anyone that desires to get the most nutrients out of their food and to maximize absorption of their supplement routine.
- Probiotics help support a strong immune system
- Probiotics help support gut health and may help with bloating
- Probiotics may help with mood disorders
- Vegetarian friendly
- Suitable for long term use and for all age groups

How do I use it?

- Take one (1) capsule per day with food in the morning or the evening.



Supplement Facts	
Amount Per Serving	% Daily Value
Probiotic Blend (Lactobacillus acidophilus, Bifidobacterium lactis, Lactobacillus rhamnosus, Lactobacillus casei, Lactobacillus plantarum, Lactobacillus bulgaricus, Lactobacillus acidophilus, Bifidobacterium lactis, Lactobacillus rhamnosus, Lactobacillus casei, Lactobacillus plantarum, Lactobacillus bulgaricus)	100%
Other Ingredients: Cellulose, Hydroxypropylmethylcellulose, Croscarmellose, Magnesium Stearate, Polyethylene Glycol, Talc, Silica, Stearic Acid, Polyethylene Glycol, Talc, Silica, Stearic Acid	

CHC tools for success

THE BODY GUARD Immune Support Capsules

What is it?

The BODYGUARD is Dr. Bauman's comprehensive, vegetarian formula containing herbs and mushrooms designed to support a healthy immune system, defend against environmental toxins, stress-related weakness of the immune system.

- Contains mushrooms known for their immune support
- Contains herbs such as echinacea, astragalus, and elderberry and more to support immune cell activity
- Promotes balance of regulatory proteins for fighting viruses and bacteria



Supplement Facts	
Amount Per Serving	% Daily Value
Immune Support Blend (Echinacea, Astragalus, Elderberry, Reishi, Cordyceps, Lion's Mane, Maitake, Shiitake, Turkey Tail, Cordyceps, Lion's Mane, Maitake, Shiitake, Turkey Tail)	100%
Other Ingredients: Cellulose, Hydroxypropylmethylcellulose, Croscarmellose, Magnesium Stearate, Polyethylene Glycol, Talc, Silica, Stearic Acid, Polyethylene Glycol, Talc, Silica, Stearic Acid	

CHC tools for success

THE A-LIST Hair Vitamin Complex

Who is it for?

The A-LIST is a high-quality, comprehensive daily vitamin. The A-LIST replaces the old Hair Vitamin complex and has additional supplements not found in the old Hair Vitamin complex.

- Anyone that currently takes a multi-vitamin and wants a quality supplement
- Hair grows best when the body has all the required nutrients
- Vegetarian friendly
- Suitable for long term use and for all age groups

- Take four (4) capsules per day with food in the morning or the evening.
- Dose can be divided into 2 capsules in the morning and 2 in the evening.



Supplement Facts	
Amount Per Serving	% Daily Value
Vitamin A (Retinol Palmitate)	10,000 IU (200%)
Vitamin B1 (Thiamine)	100 mg (200%)
Vitamin B2 (Riboflavin)	100 mg (200%)
Vitamin B3 (Nicotinamide)	100 mg (200%)
Vitamin B5 (Pantoic Acid)	100 mg (200%)
Vitamin B6 (Pyridoxine HCl)	100 mg (200%)
Vitamin B12 (Cyanocobalamin)	100 mcg (200%)
Vitamin C (Ascorbic Acid)	1000 mg (200%)
Vitamin D3 (Cholecalciferol)	1000 IU (200%)
Vitamin E (d-Alpha Tocopherol)	100 mg (200%)
Vitamin K2 (Menaquinone-7)	100 mcg (200%)
Vitamin K1 (Phylloquinone)	100 mcg (200%)
Vitamin K3 (2-Methyl-5-ethyl-1,4-naphthoquinone)	100 mcg (200%)
Vitamin K4 (Menadiol)	100 mcg (200%)
Vitamin K5 (2-Methyl-5-ethyl-1,4-naphthoquinone)	100 mcg (200%)
Vitamin K6 (2-Methyl-5-ethyl-1,4-naphthoquinone)	100 mcg (200%)
Vitamin K7 (2-Methyl-5-ethyl-1,4-naphthoquinone)	100 mcg (200%)
Vitamin K8 (2-Methyl-5-ethyl-1,4-naphthoquinone)	100 mcg (200%)
Vitamin K9 (2-Methyl-5-ethyl-1,4-naphthoquinone)	100 mcg (200%)
Vitamin K10 (2-Methyl-5-ethyl-1,4-naphthoquinone)	100 mcg (200%)
Vitamin K11 (2-Methyl-5-ethyl-1,4-naphthoquinone)	100 mcg (200%)
Vitamin K12 (2-Methyl-5-ethyl-1,4-naphthoquinone)	100 mcg (200%)
Vitamin K13 (2-Methyl-5-ethyl-1,4-naphthoquinone)	100 mcg (200%)
Vitamin K14 (2-Methyl-5-ethyl-1,4-naphthoquinone)	100 mcg (200%)
Vitamin K15 (2-Methyl-5-ethyl-1,4-naphthoquinone)	100 mcg (200%)
Vitamin K16 (2-Methyl-5-ethyl-1,4-naphthoquinone)	100 mcg (200%)
Vitamin K17 (2-Methyl-5-ethyl-1,4-naphthoquinone)	100 mcg (200%)
Vitamin K18 (2-Methyl-5-ethyl-1,4-naphthoquinone)	100 mcg (200%)
Vitamin K19 (2-Methyl-5-ethyl-1,4-naphthoquinone)	100 mcg (200%)
Vitamin K20 (2-Methyl-5-ethyl-1,4-naphthoquinone)	100 mcg (200%)
Vitamin K21 (2-Methyl-5-ethyl-1,4-naphthoquinone)	100 mcg (200%)
Vitamin K22 (2-Methyl-5-ethyl-1,4-naphthoquinone)	100 mcg (200%)
Vitamin K23 (2-Methyl-5-ethyl-1,4-naphthoquinone)	100 mcg (200%)
Vitamin K24 (2-Methyl-5-ethyl-1,4-naphthoquinone)	100 mcg (200%)
Vitamin K25 (2-Methyl-5-ethyl-1,4-naphthoquinone)	100 mcg (200%)
Vitamin K26 (2-Methyl-5-ethyl-1,4-naphthoquinone)	100 mcg (200%)
Vitamin K27 (2-Methyl-5-ethyl-1,4-naphthoquinone)	100 mcg (200%)
Vitamin K28 (2-Methyl-5-ethyl-1,4-naphthoquinone)	100 mcg (200%)
Vitamin K29 (2-Methyl-5-ethyl-1,4-naphthoquinone)	100 mcg (200%)
Vitamin K30 (2-Methyl-5-ethyl-1,4-naphthoquinone)	100 mcg (200%)
Vitamin K31 (2-Methyl-5-ethyl-1,4-naphthoquinone)	100 mcg (200%)
Vitamin K32 (2-Methyl-5-ethyl-1,4-naphthoquinone)	100 mcg (200%)
Vitamin K33 (2-Methyl-5-ethyl-1,4-naphthoquinone)	100 mcg (200%)
Vitamin K34 (2-Methyl-5-ethyl-1,4-naphthoquinone)	100 mcg (200%)
Vitamin K35 (2-Methyl-5-ethyl-1,4-naphthoquinone)	100 mcg (200%)
Vitamin K36 (2-Methyl-5-ethyl-1,4-naphthoquinone)	100 mcg (200%)
Vitamin K37 (2-Methyl-5-ethyl-1,4-naphthoquinone)	100 mcg (200%)
Vitamin K38 (2-Methyl-5-ethyl-1,4-naphthoquinone)	100 mcg (200%)
Vitamin K39 (2-Methyl-5-ethyl-1,4-naphthoquinone)	100 mcg (200%)
Vitamin K40 (2-Methyl-5-ethyl-1,4-naphthoquinone)	100 mcg (200%)
Vitamin K41 (2-Methyl-5-ethyl-1,4-naphthoquinone)	100 mcg (200%)
Vitamin K42 (2-Methyl-5-ethyl-1,4-naphthoquinone)	100 mcg (200%)
Vitamin K43 (2-Methyl-5-ethyl-1,4-naphthoquinone)	100 mcg (200%)
Vitamin K44 (2-Methyl-5-ethyl-1,4-naphthoquinone)	100 mcg (200%)
Vitamin K45 (2-Methyl-5-ethyl-1,4-naphthoquinone)	100 mcg (200%)
Vitamin K46 (2-Methyl-5-ethyl-1,4-naphthoquinone)	100 mcg (200%)
Vitamin K47 (2-Methyl-5-ethyl-1,4-naphthoquinone)	100 mcg (200%)
Vitamin K48 (2-Methyl-5-ethyl-1,4-naphthoquinone)	100 mcg (200%)
Vitamin K49 (2-Methyl-5-ethyl-1,4-naphthoquinone)	100 mcg (200%)
Vitamin K50 (2-Methyl-5-ethyl-1,4-naphthoquinone)	100 mcg (200%)
Vitamin K51 (2-Methyl-5-ethyl-1,4-naphthoquinone)	100 mcg (200%)
Vitamin K52 (2-Methyl-5-ethyl-1,4-naphthoquinone)	100 mcg (200%)
Vitamin K53 (2-Methyl-5-ethyl-1,4-naphthoquinone)	100 mcg (200%)
Vitamin K54 (2-Methyl-5-ethyl-1,4-naphthoquinone)	100 mcg (200%)
Vitamin K55 (2-Methyl-5-ethyl-1,4-naphthoquinone)	100 mcg (200%)
Vitamin K56 (2-Methyl-5-ethyl-1,4-naphthoquinone)	100 mcg (200%)
Vitamin K57 (2-Methyl-5-ethyl-1,4-naphthoquinone)	100 mcg (200%)
Vitamin K58 (2-Methyl-5-ethyl-1,4-naphthoquinone)	100 mcg (200%)
Vitamin K59 (2-Methyl-5-ethyl-1,4-naphthoquinone)	100 mcg (200%)
Vitamin K60 (2-Methyl-5-ethyl-1,4-naphthoquinone)	100 mcg (200%)
Vitamin K61 (2-Methyl-5-ethyl-1,4-naphthoquinone)	100 mcg (200%)
Vitamin K62 (2-Methyl-5-ethyl-1,4-naphthoquinone)	100 mcg (200%)
Vitamin K63 (2-Methyl-5-ethyl-1,4-naphthoquinone)	100 mcg (200%)
Vitamin K64 (2-Methyl-5-ethyl-1,4-naphthoquinone)	100 mcg (200%)
Vitamin K65 (2-Methyl-5-ethyl-1,4-naphthoquinone)	100 mcg (200%)
Vitamin K66 (2-Methyl-5-ethyl-1,4-naphthoquinone)	100 mcg (200%)
Vitamin K67 (2-Methyl-5-ethyl-1,4-naphthoquinone)	100 mcg (200%)
Vitamin K68 (2-Methyl-5-ethyl-1,4-naphthoquinone)	100 mcg (200%)
Vitamin K69 (2-Methyl-5-ethyl-1,4-naphthoquinone)	100 mcg (200%)
Vitamin K70 (2-Methyl-5-ethyl-1,4-naphthoquinone)	100 mcg (200%)
Vitamin K71 (2-Methyl-5-ethyl-1,4-naphthoquinone)	100 mcg (200%)
Vitamin K72 (2-Methyl-5-ethyl-1,4-naphthoquinone)	100 mcg (200%)
Vitamin K73 (2-Methyl-5-ethyl-1,4-naphthoquinone)	100 mcg (200%)
Vitamin K74 (2-Methyl-5-ethyl-1,4-naphthoquinone)	100 mcg (200%)
Vitamin K75 (2-Methyl-5-ethyl-1,4-naphthoquinone)	100 mcg (200%)
Vitamin K76 (2-Methyl-5-ethyl-1,4-naphthoquinone)	100 mcg (200%)
Vitamin K77 (2-Methyl-5-ethyl-1,4-naphthoquinone)	100 mcg (200%)
Vitamin K78 (2-Methyl-5-ethyl-1,4-naphthoquinone)	100 mcg (200%)
Vitamin K79 (2-Methyl-5-ethyl-1,4-naphthoquinone)	100 mcg (200%)
Vitamin K80 (2-Methyl-5-ethyl-1,4-naphthoquinone)	100 mcg (200%)
Vitamin K81 (2-Methyl-5-ethyl-1,4-naphthoquinone)	100 mcg (200%)
Vitamin K82 (2-Methyl-5-ethyl-1,4-naphthoquinone)	100 mcg (200%)
Vitamin K83 (2-Methyl-5-ethyl-1,4-naphthoquinone)	100 mcg (200%)
Vitamin K84 (2-Methyl-5-ethyl-1,4-naphthoquinone)	100 mcg (200%)
Vitamin K85 (2-Methyl-5-ethyl-1,4-naphthoquinone)	100 mcg (200%)
Vitamin K86 (2-Methyl-5-ethyl-1,4-naphthoquinone)	100 mcg (200%)
Vitamin K87 (2-Methyl-5-ethyl-1,4-naphthoquinone)	100 mcg (200%)
Vitamin K88 (2-Methyl-5-ethyl-1,4-naphthoquinone)	100 mcg (200%)
Vitamin K89 (2-Methyl-5-ethyl-1,4-naphthoquinone)	100 mcg (200%)
Vitamin K90 (2-Methyl-5-ethyl-1,4-naphthoquinone)	100 mcg (200%)
Vitamin K91 (2-Methyl-5-ethyl-1,4-naphthoquinone)	100 mcg (200%)
Vitamin K92 (2-Methyl-5-ethyl-1,4-naphthoquinone)	100 mcg (200%)
Vitamin K93 (2-Methyl-5-ethyl-1,4-naphthoquinone)	100 mcg (200%)
Vitamin K94 (2-Methyl-5-ethyl-1,4-naphthoquinone)	100 mcg (200%)
Vitamin K95 (2-Methyl-5-ethyl-1,4-naphthoquinone)	100 mcg (200%)
Vitamin K96 (2-Methyl-5-ethyl-1,4-naphthoquinone)	100 mcg (200%)
Vitamin K97 (2-Methyl-5-ethyl-1,4-naphthoquinone)	100 mcg (200%)
Vitamin K98 (2-Methyl-5-ethyl-1,4-naphthoquinone)	100 mcg (200%)
Vitamin K99 (2-Methyl-5-ethyl-1,4-naphthoquinone)	100 mcg (200%)
Vitamin K100 (2-Methyl-5-ethyl-1,4-naphthoquinone)	100 mcg (200%)

CHC tools for success

THE BODY GUARD Immune Support Capsules

Who is it for?

- Anyone that desires a strong immune system
- Hair grows best when the body has a strong immune system and is healthy
- Vegetarian friendly
- Suitable for long term use and for all age groups

How do I use it?

Usage: Take four (4) capsules per day with food in the morning or the evening.



Supplement Facts	
Amount Per Serving	% Daily Value
Immune Support Blend (Echinacea, Astragalus, Elderberry, Reishi, Cordyceps, Lion's Mane, Maitake, Shiitake, Turkey Tail, Cordyceps, Lion's Mane, Maitake, Shiitake, Turkey Tail)	100%
Other Ingredients: Cellulose, Hydroxypropylmethylcellulose, Croscarmellose, Magnesium Stearate, Polyethylene Glycol, Talc, Silica, Stearic Acid, Polyethylene Glycol, Talc, Silica, Stearic Acid	

CHC tools for success

A GROWTH OPPORTUNITY

BAUMAN
HAIRCOACH

THE HERO

Super-Biotin Capsules

Who is it for?

- Anyone that is concerned about hair loss or hair thinning, nail health.
- Vegetarian friendly.
- Suitable for long term use and for all age groups.

How Do I Use it?

Take one (1) capsule per day with food in the morning or the evening.

NOTE:

- Because biotin is water soluble, any excess that your body doesn't use will be excreted in your urine.
- Biotin supplementation may interfere with certain blood tests. Check with your primary doctor or discontinue use one day before having a blood test.



Serving Size: 1 vegetable capsule	
Servings per Container: 30	
Amount Per Serving	% Daily Value
Biotin	10,000 mcg
	20,000%

CHC tools for success

A GROWTH OPPORTUNITY

BAUMAN
HAIRCOACH

THE ZENMASTER

Ashwagandha
Stress Adaptogen

What is it?

The ZENMASTER contains the herb ashwagandha plus BioPerine® which is black pepper extract to aid in the absorption of the ashwagandha in the gut. While some stress is good stress, chronic high levels of stress create sustained levels of cortisol and cortisol is damaging to the hair follicle.

- Ashwagandha is known for its stress reducing qualities.
- Ashwagandha reduces levels of cortisol when cortisol is high
- One serving (2 capsules) contains 1200 mg of organic ashwagandha powder and 10 mg of BioPerine®



Serving Size: 2 capsules	
Servings per Container: 45	
Amount Per Serving	% Daily Value
Organic Ashwagandha Powder	1200 mg
BioPerine®	10 mg

CHC tools for success

A GROWTH OPPORTUNITY
BAUMAN
HAIRCOACH

The Recruiter StemVoke

Stem Cell Support Caps

Who is it for?

- Anyone interested in anti-aging via increased stem cell circulation
- Anyone who wants to expedite healing due to injury
- Recommended pre- and post-Hair Transplantation, PRP or PDOgro
- Vegetarian friendly
- Suitable for long term use and for all age groups

How do I use it?

- Pre- and Post-procedure or injury:
 - Two capsules in the morning and two capsules in the evening with food
- Maintenance:
 - Take two capsules per day, at once or in divided doses



Serving Size: 2 capsules	
Servings per Container: 30	
Amount Per Serving	% Daily Value
Vitamin C2 (from chondroitin)	2000 IU 800%
Proprietary Blend	1400mg
Lactobacillus Fermentum Extract, Zanthoxylum Root Extract, Panax ginseng extract (standardized to 6% ginsenosides), L-lysine, L-tyrosine, L-glutamine, L-glutamic acid, L-proline, L-alanine, L-serine, L-threonine, L-valine, L-isoleucine, L-leucine, L-methionine, L-phenylalanine, L-tryptophan, L-histidine, L-asparagine, L-glutamine, L-glutamic acid, L-proline, L-alanine, L-serine, L-threonine, L-valine, L-isoleucine, L-leucine, L-methionine, L-phenylalanine, L-tryptophan, L-histidine, L-asparagine	
OTHER INGREDIENTS: Gelatin capsules, Magnesium Stearate	

CHC tools for success

A GROWTH OPPORTUNITY
BAUMAN
HAIRCOACH

LLLT

LIGHTSPEED
HAIR GROWTH AT THE SPEED OF LIGHT

TRADITIONAL LLLT

CHECK SHOPIFY FOR YOUR EXCLUSIVE CHC PRICING AND PRODUCT DESCRIPTIONS



LIGHTSPEED BAUMAN THERMAL LASERCAP

LIGHTSPEED BAUMAN W/LASERCAP

CAPILLUS ADVANCED PRODUCTS

BAUMAN LUMINOUS HAIR-FREE WITH CAP




CHC tools for success

A GROWTH OPPORTUNITY
BAUMAN
HAIRCOACH

NUTRAFOL

Full Line of NUTRAFOL Products available at CHC pricing



CHC tools for success

A GROWTH OPPORTUNITY
BAUMAN
HAIRCOACH

ENHANCERS

CHECK SHOPIFY FOR YOUR EXCLUSIVE CHC PRICING AND PRODUCT DESCRIPTIONS



NEOVA MEDICAL SKINNE SHAMPOO

K18 BIOMIMETIC HAIR REPAIR

VIVISAL PRO PROFESSIONAL STRENGTH

TOPEIK HAIR FIBER SYSTEM

HAIRATIN HAIR FIBER SYSTEM



CHC tools for success

A GROWTH OPPORTUNITY
BAUMAN
CERTIFIED
HAIRCOACH

ACCESSORIES

CHECK SHOPIFY FOR YOUR
EXCLUSIVE CHC PRICING
AND PRODUCT DESCRIPTIONS


REVITALASH
ADVANCED EYELASH CONDITIONER


MAGIC SCALP
SONIC MASSAGER


AQUIS
TOWELS AND TURBANS


SLIP
HAIR FILLERS AND ACCESSORIES


BRENT BRUSH
SUPERIOR FOR EXTENSIONS


MASON PEARSON
HAIRBRUSH



CHC tools for success

A GROWTH OPPORTUNITY
BAUMAN
CERTIFIED
HAIRCOACH



welcome to the CHC community

CHC tools for success




ADDENDUM

THE BEST
OF HEALTH



ALAN J. BAUMAN,
M.D., A.B.H.R.S.

Alan J. Bauman, M.D.,
A.B.H.R.S., Offers
World-Class Hair
Restoration,
Transplants And
Preservation Therapies



Alan J. Bauman, M.D., A.B.H.R.S., is one of the world's leading experts in hair restoration, bringing the latest technology and decades of experience to men and women seeking to preserve or restore their natural hairlines.

"We offer a comprehensive program for all stages of hair loss," says Dr. Bauman, founder and Medical Director of Bauman Medical in Boca Raton.

One of the few physicians in the world board certified by the American and International Board of Hair Restoration Surgery, he was named the No. 1 Top Hair Restoration Surgeon in North America for the seventh year in a row in the Aesthetic Everything Awards.

Since opening his practice in 1997, Dr. Bauman has treated more than 33,000 patients and performed more than 12,000 hair transplant surgeries, using his skills and artistic talent to achieve lasting results.

"Our patients are thrilled with their natural hair regrowth," he says. "They look younger and feel better – a benefit that lasts a lifetime."

To accommodate the growing practice, Bauman Medical occupies a nearly 12,000-square-foot office with the most

advanced technology in the field. Dr. Bauman was the first physician in the United States to perform the PDOgro™ procedure for hair regrowth. This is a virtually painless "lunchtime" procedure that stimulates hair regrowth through the release of growth factors and increased blood flow using FDA-cleared PDO threads.

To restore a natural hairline, Dr. Bauman uses an artistic Follicular Unit Extraction (FUE) process to transplant thousands of hair follicles while his patients are relaxing, listening to music, watching a movie or napping.

He also offers prescription-strength topical medications, cellular and PRP therapies, and non-invasive laser treatments to preserve or regrow thinning hair. He is the co-developer of the award-winning Bauman Turbo LaserCap, the latest "next-gen" laser treatment that patients can use at home for as little as five minutes a day.

"If you are concerned about hair loss, ask for a consultation to discuss your treatment options," says Dr. Bauman. "It's important to choose the right physician in order to get the best possible results."

"Our patients are thrilled with their natural hair regrowth. They look younger and feel better – a benefit that lasts a lifetime."

BAUMAN MEDICAL

SPECIALTIES

Male And Female Hair Loss

FUE Hair Transplant
Using SmartGraft, NeoGraft
And ARTAS Robotic-
Assisted Technologies

VIP|FUE™ No-Shave
Hair Transplant

HairCheck™ Measurements

PRP (Platelet Rich Plasma)

PDOgro™

EDUCATION AND CERTIFICATIONS

M.D. With "Cor Et Manus"
Award, New York
Medical College

Surgically Trained:

Beth Israel Medical Center,
Mount Sinai Medical Center

Certified Diplomate:

American And International
Board Of Hair Restoration
Surgery

As Seen In/On: CNN,
"Dateline," "The Doctors,"
NBC, FOX News, *Men's
Health*, *The New York Times*

Awards: No. 1 Top Hair
Restoration Surgeon By
Aesthetic Everything Past 7
Years; Top Hair Restoration
Surgeon Of The Decade;
2022 Lifetime Achievement
Award in Hair Restoration;
Top 5 Transformational
CEOs In *Forbes*; One Of
10 CEO's Transforming
Healthcare In America by
Forbes

LOCATION

1450 S. Dixie Highway
Boca Raton, FL 33432
561-394-0024
baumanmedical.com



ADVANCED TREATMENTS. EXCEPTIONAL RESULTS.
THE ULTIMATE HAIR RESTORATION EXPERIENCE.

FAQ

ADIPOSE DERIVED STEM CELLS (THERAPY)

WHAT IS ADIPOSE DERIVED STEM CELL THERAPY?

Stem cell therapy is one of the most promising treatments being used today to help patients rejuvenate and regrow hair. The use of adipose [fat] derived mesenchymal stem cells [ADSCs or MSCs] for hair growth is the newest breakthrough therapy that uses your body’s own regenerative cells and fat tissue to improve, support and enhance the function of hair follicles in the scalp.

This natural, side-effect free regenerative treatment is proving to positively stimulate cellular activity, as a way to restart and enhance hair follicles to improve hair growth.

WHAT ARE ADIPOSE DERIVED STEM CELLS (ADSCS)?

Adipose derived adult stem cells have proven themselves a useful tool in tissue engineering and regenerative medical applications through their ability to repair, replenish and regenerate damaged tissue. ADSCs are mesenchymal stem cells found within body fat or “adipose” and are considered to be ideal for application in regenerative therapies - including supporting healthy hair follicles and hair regrowth.

WHAT DOES THE PROCEDURE INVOLVE?

This simple and comfortable outpatient procedure can be performed in your doctor’s office. The procedure itself consists of the collection of a small adipose sample, where your body’s own powerful cellular and biologic materials, called Stromal Vascular Fraction [SVF], are then separated into a concentrated form which is then carefully injected into targeted areas of the scalp.

ARE ADSC INJECTIONS MORE EFFECTIVE THAN PRP THERAPY?

While we are still studying ADSC’s efficacy as a hair loss treatment, ongoing clinical trials have shown that ADSC has powerful effects on the hair growth cycle. Our experience has shown that results from ADSC can be significantly greater than PRP, meaning it has the potential to help hair loss sufferers as a stand-alone therapy as well as a tool to help support successful hair transplant results.

Continued on other side.

MEDICAL RESEARCH CONSULTING TRICHOLOGY EDUCATION
1450 S DIXIE HWY | BOCA RATON, FL 33432 | 561 394 0024 | BAUMANMEDICAL.COM

© Copyright 2021 Bauman Medical Group, P.A. All rights reserved.

0521



FREQUENTLY ASKED QUESTIONS ADIPOSE DERIVED STEM CELLS (ADSC)

SHOULD I USE ADSC AS A STAND-ALONE TREATMENT OR IN COMBINATION WITH OTHER THERAPIES?

In many cases, a multi-therapy approach is most effective in treating hair loss. ADSC may be used as an adjunct to FDA-approved medications or other therapies like low level laser therapy, nutritional supplementation and hair transplantation.

Whether used on its own or in conjunction with another treatment, ADSC's primary objective is to support hair follicle function, fight the progression of hair loss and enhance hair growth.

WHAT CAN I EXPECT FROM ADSC THERAPY?

Stem cell therapy will start enhancing and/or protecting hair follicle function immediately.

However, keep in mind, hair grows slowly, and at different rates for different people. As with all hair growth treatments, it can take several months before results are measurable,

Improvements in hair volume and coverage may take six to 12 months to be visibly noticeable. Therefore, Bauman Medical recommends a complete hair loss consultation and examination with HairCheck measurements to establish a baseline before beginning an ADSC therapy regimen.

WHAT IS THE RECOVERY TIME AFTER ADSC THERAPY?

ADSC hair growth treatment is a quick outpatient procedure that takes approximately one hour to perform. Patients can resume activity following the procedure but should avoid strenuous activity for one week. The abdominal compression garment should be worn snugly for four days following treatment.

IS ADSC THERAPY RIGHT FOR ME?

Unfortunately, in our experience, not all patients are good candidates for ADSC injection treatments, so please contact the office for a consultation to see if you are a candidate.

The first step is to schedule a consultation where our team will be able to diagnose your situation, identify hair loss risk factors and discuss the best treatment plan to address your specific hair restoration goals. Our team will work with you to determine your specific needs and goals and create an individualized multi-therapy treatment plan that will optimize your results.

MEDICAL RESEARCH CONSULTING TRICHOLOGY EDUCATION
1450 S DIXIE HWY | BOCA RATON, FL 33432 | 561 394 0024 | BAUMANMEDICAL.COM

© Copyright 2021 Bauman Medical Group, P.A. All rights reserved.

0521



ADVANCED TREATMENTS. EXCEPTIONAL RESULTS.
THE ULTIMATE HAIR RESTORATION EXPERIENCE.



FAQ

AESTHETIC LASER PROCEDURES

Laser procedures can comfortably and effectively transform your skin in just a few treatments. Aesthetic laser procedures include:

- Laser Hair Removal
- Removal of unwanted pigment
- Vein and redness reduction
- Wrinkle reduction
- Nail fungus treatment

LASER HAIR REMOVAL

How does laser hair removal work?

The laser beam travels through the skin and targets the pigment within the hair follicle to inhibit further growth. Thus, the darker the hair, the easier that it will be to remove. The results are permanent.

How many treatments are needed, and how long do they take?

Because hair grows in cycles, it generally takes at least four treatments spaced 4-8 weeks apart for optimal results. Depending on the size of the treatment area, the procedure takes anywhere between 5-30 minutes.

Is laser hair removal painful?

No. The Clarity laser that is used at Bauman Medical emits a cryogenic spray with each laser pulse. This cools the skin and makes the procedure very comfortable, unlike other laser hair removal devices.

Is it safe for my skin type, and will it work on my color hair?

Laser hair removal can be safely achieved for all skin types with the Clarity laser. Darker hair is most easily removed, but vellus hair removal can be achieved as well.

UNWANTED PIGMENT REMOVAL

What types of pigment can be treated?

Age spots, freckles, birthmarks, benign pigmented lesions, sebhorreic keratosis, and sun damage.

What is the treatment like?

The discomfort level is very mild but varies depending on the treatment area and takes only about ten minutes. The number of sessions required depends on the area to be treated and type of pigment being removed.

When will I see results?

The area treated may actually become darker during the first ten days post-procedure, but it will become noticeably lighter in the weeks that follow.

Continued on other side.

MEDICAL RESEARCH CONSULTING TRICHOLOGY EDUCATION
1450 S DIXIE HWY | BOCA RATON, FL 33432 | 561 394 0024 | BAUMANMEDICAL.COM

© Copyright 2021 Bauman Medical Group, P.A. All rights reserved.

0521



FREQUENTLY ASKED QUESTIONS

AESTHETIC LASER PROCEDURES

VEINS AND REDNESS REDUCTION

What types of vascular conditions can be treated with laser therapy?

Rosacea, facial veins, spider veins, broken capillaries, hemangiomas, and other vascular lesions that occur from sun damage, genetics, and aging.

How does laser therapy treat veins and redness?

When laser energy is absorbed by the blood vessels it converts to heat, thereby reducing or eliminating their appearance.

What is the treatment like?

The discomfort level is very mild but varies depending on the treatment area and takes only about ten minutes. The number of sessions required depends on the area to be treated and type of pigment being removed.

When will I see results?

While some veins may take some time to be broken down by the body, others will disappear immediately.

If you want to transform your skin and remove unwanted hair, pigment, or vascular lesions, call to schedule your consultation today! 561.394.0024

MEDICAL RESEARCH CONSULTING TRICHOLOGY EDUCATION
1450 S DIXIE HWY | BOCA RATON, FL 33432 | 561 394 0024 | BAUMANMEDICAL.COM

© Copyright 2021 Bauman Medical Group, P.A. All rights reserved.

0521

EYEBROW TRANSPLANTATION

Because eyebrows are so prominent in our facial expressions, it's usually very easy to notice when their appearance is impacted by scars, illness or age. Fortunately, modern extraction and implantation technology allows us to transplant healthy, growing hair follicles permanently into the brow to restore or augment your natural look.

While this technique is ideal for patients who have empty patches or sparseness due to aging, overplucking, injury or burns, and it can also be used to cosmetically augment eyebrows and enhance the brow's shape.

WHO IS A CANDIDATE FOR EYEBROW TRANSPLANTATION?

In both men and women, aging can cause eyebrows to noticeably thin and lose the fullness and density that is associated with youth. Similarly, scars from burns or other injuries can create bare patches that can be restored with transplantation. It is not uncommon for us to treat patients who have already attempted to augment or restore their eyebrows with permanent makeup (tattooing) and are looking to enhance their results. Transplanting into these tattoos not only adds a needed "3rd dimension" to the eyebrows, but the underlying tattoo can often make the transplanted brow appear fuller.

Those who have eyebrows that have been damaged by physical trauma, burns, age, illness or have been successfully treated for the compulsive

hair-pulling disease trichotillomania, are usually viable candidates for this procedure. However, those with active eyebrow *trichotillomania* may not undergo the procedure as pulling/plucking can cause damage to the transplanted brows. Further, patients suffering from alopecia totalis, alopecia universalis, or have active eyebrow inflammation are not candidates for eyebrow transplantation.

HOW DOES IT WORK?

The procedure is performed in-office under comfortable computerized local anesthesia. Hair follicles are harvested from a donor site in the back of the scalp. Harvested follicles are then carefully implanted into the brow area one by one, with care taken to match the normal angles, patterns and density so that a truly natural look can be achieved.

Typically, all transplantation is performed in a single session, although some patients may require an additional session to achieve their desired result. Transplanted follicles will require about a week to heal and will lay dormant for a few months before beginning to grow and produce hair permanently. Once hair begins growing from the transplanted follicles, it will need to be routinely trimmed, just as it would on the scalp.

Continued on other side.



WHAT YOU NEED TO KNOW ABOUT EYEBROW TRANSPLANTATION

IS IT PAINFUL?

Performed under local anesthetic, the procedure itself is virtually painless, and carried out while the patient is awake with mild sedation. Patients are instructed to arrange transportation to and from the office rather than driving themselves.

Once the local anesthetic wears off a few hours after surgery, patients can expect to experience some mild soreness on both the brow and the donor site, for which pain relief medication is provided. Some minor crusts, swelling, and/or bruising may also occur around the brow and/or eyelid, and typically lasts less than a week. Makeup in the eyebrow area should be avoided for the first 4-5 days following the procedure.

Hair will typically begin to grow in 6-12 weeks, with noticeable results in as little as 4 months and a full cosmetic result in approximately 10-12 months.

WHAT ARE THE RISKS?

As with any cosmetic procedure, there are always risks to consider. Known risks of eyebrow implantation are mild, rare, and considered similar to those associated with any hair transplant surgery. These depend on a number of factors, such as the number of follicles being implanted and the overall health of the patient. Bauman Medical recommends that patients discuss all potential risks and concerns about this or any other surgery with their doctor prior to beginning treatment.

MEDICAL RESEARCH CONSULTING TRICHOLOGY EDUCATION
1450 S DIXIE HWY | BOCA RATON, FL 33432 | 561 394 0024 | BAUMANMEDICAL.COM

© Copyright 2021 Bauman Medical Group, P.A. All rights reserved.

0221

EYELASH TRANSPLANTATION

Thanks to modern advancements in extraction and implantation technology, it is possible to transplant healthy, growing hair follicles permanently into the eyelid to restore or augment existing eyelashes.

Generally, this specialized technique was used for patients who have missing eyelashes due to injury or burns, but recently there has been a dramatic increase in demand to cosmetically enhance sparse or “weak” eyelashes.

WHO IS A CANDIDATE FOR EYELASH TRANSPLANTATION?

Those who have eyelashes that have been damaged by physical trauma, burns, eyelash extensions, or have been successfully treated for the compulsive hair-pulling disease trichotillomania, are usually viable candidates for this procedure. However, those with active eyelash trichotillomania may not undergo the procedure as pulling/plucking can cause damage to the transplanted lashes. Further, patients suffering from alopecia totalis, alopecia universalis, or have active eyelid inflammation are not candidates for eyelash transplantation.

Note: For safety reasons, eyelash transplantation is only performed on the upper eyelid.

HOW DOES IT WORK?

The procedure is performed in-office under local anesthesia. Hair follicles are harvested from a discreet donor site (typically in the back of the scalp), and then precision-implanted into the upper eyelid. Approximately 60-90 lashes can be implanted within a single session per lid, which lasts about 2-4 hours. Absorbable stitches are used on the donor site, which will remain undetectable both during and after the healing process, which lasts about 2-3 weeks.

WHEN WILL TRANSPLANTED LASHES GROW?

Transplanted lashes typically shed within 2 weeks after implantation, and will begin to regrow at about 6-12 weeks post-procedure. Usually, about 90% of transplanted eyelashes will grow, and a complete cosmetic result can be expected within 12 months.

It’s important to note that transplanted follicles are not the same as your body’s eyelash follicles. While standard eyelash follicles grow hairs that only reach a certain length, transplanted follicles will continue to grow just as they would have in their original location, so lashes will need to be trimmed and curled regularly.

Continued on other side.



WHAT YOU NEED TO KNOW ABOUT EYELASH TRANSPLANTATION

IS IT PAINFUL?

A comfortable, computer-assisted local anesthetic, and a mild sedative are both administered prior to the procedure. Additionally, medications to ease mild discomfort and to reduce inflammation in treated areas are administered postoperatively. Several hours after the procedure, some soreness may be experienced in either the donor area or eyelids, or both. This will usually subside within 24 to 48 hours.

WHAT IS THE DOWNTIME?

Patients are advised to wear the provided protective goggles while sleeping for the first few nights. Patients will likely experience some crusting and bruising in the eyelid area during the first week. Patients may not use mascara or any other eye makeup within the first 10 days following the procedure. Sunglasses may be worn during this time.

Finally, the absorbable stitches used in the donor site at the back of the scalp may several weeks to dissolve completely.

WHAT ARE THE RISKS?

As with any cosmetic procedure, there are always both known and unknown risks to consider. Known risks of eyelash implantation are considered similar and equal to those associated with any minor eyelid surgery, and depend on a number of factors, such as the number of lashes being implanted, and the overall health of the patient. Bauman Medical recommends that patients discuss all potential risks and concerns about this or any other surgery with their doctor prior to beginning treatment.

IMPORTANT CONSIDERATIONS

Did you know? Dr. Bauman is one of the first experienced eyelash transplant surgeons in the world and has written numerous articles and textbook chapters on the subject.

MEDICAL RESEARCH CONSULTING TRICHOLOGY EDUCATION
1450 S DIXIE HWY | BOCA RATON, FL 33432 | 561 394 0024 | BAUMANMEDICAL.COM

© Copyright 2021 Bauman Medical Group, P.A. All rights reserved.

0221



ADVANCED TREATMENTS. EXCEPTIONAL RESULTS.
THE ULTIMATE HAIR RESTORATION EXPERIENCE.



FAQ

FUE: FOLLICULAR UNIT EXTRACTION HAIR TRANSPLANT

WHAT IS FUE?

Dating as far back as the 1950s, hair transplants have traditionally relied upon harvesting hair follicles from the scalp by cutting out large plugs or strips and then grafting them onto the scalp where needed. This often resulted in slow-healing, discomfort, poor growth, scars and results that appeared less than natural.

In 2001, a microsurgical procedure called FUE, or “Follicular Unit Extraction” was pioneered in the U.S., allowing hair follicle grafts to be harvested individually, and then transplanted to create truly natural looking hairlines without linear scarring. Dr. Alan Bauman was one of the first hair transplant specialists to adopt and master, as well as help teach and train, the nuances of this technique. His early experience led him to design the first commercially-available manual instrument specifically for FUE as well as correctly predict that patient-demand for FUE would overtake more traditional invasive hair transplant techniques.

THE FUE REVOLUTION

New advancements in FUE techniques and technology-including robotics and artificial intelligence-have dramatically improved the speed and accuracy of hair follicle extraction for a huge variety of skin and hair types. This speed and precision translates to fewer, shorter, more effective transplant procedures to accomplish your overall hair restoration goals.

WHO IS A GOOD CANDIDATE FOR FUE?

The procedure is unrivaled for those who prefer short haircuts or wish to have the least amount of activity restriction after their transplant procedure, such as athletes or active adults. The FUE technique is also excellent at camouflaging old scars, touching up hairlines, restoring facial hair and eyebrows, and even harvesting body hair follicles for transplantation for those who have limited scalp donor hair. An initial medical hair loss evaluation and consultation is needed to determine if you are a good candidate

WHAT MAKES FUE DIFFERENT FROM OTHER TRANSPLANT OPTIONS?

The difference is in the extraction. Follicular Unit Extraction allows patients to avoid the telltale linear scarring and additional activity-restricted healing time required with traditional strip harvesting methods. Because the less-invasive FUE approach harvests follicles individually without a scalpel and stitches or staples, the donor area in the back of the head heals faster, requires less downtime and can be more easily camouflaged with shorter haircuts in the long run.

WHAT ARE THE DRAWBACKS OF FUE?

In the proper hands, the only drawback is the potentially longer duration of the FUE procedure compared to other techniques. Since each delicate follicular unit graft is individually harvested and implanted, FUE requires an experienced team in order to ensure that the

Continued on other side.

MEDICAL RESEARCH CONSULTING TRICHOLOGY EDUCATION
1450 S DIXIE HWY | BOCA RATON, FL 33432 | 561 394 0024 | BAUMANMEDICAL.COM

© Copyright 2021 Bauman Medical Group, P.A. All rights reserved.

0521



FREQUENTLY ASKED QUESTIONS ADVANCED, MINIMALLY-INVASIVE .. FUE” HAIR TRANSPLANT

highest rate of viable grafts are successfully obtained, preserved and transplanted, all while ensuring your remaining donor hair follicles are unharmed. Of course, the final aesthetic outcome of any hair transplant is determined by the artistic skill of the surgeon.

DO I HAVE TO SHAVE MY ENTIRE HEAD?

No. While close trimming of the donor hair is required for harvesting, there is usually no need to trim or shave the area where follicles are being implanted.

FROM WHERE ARE THE FOLLICLES HARVESTED?

Typically, healthy and relatively permanent hair follicles are harvested from the donor area on the sides and back of your head. Not only is this the most discreet area, it is also the most likely to yield an abundance of healthy follicles that will continue to grow hair and stay with you for life! For those with limited donor hair in the scalp, FUE techniques can be used to harvest body hair if available (e.g., beard, chest, abdomen, and even back, arms and legs for transplantation to the scalp and other areas.

DOES IT HURT? HOW LONG DOES IT TAKE TO HEAL?

Level of discomfort during and after a minimally-invasive FUE procedure is extremely low and many times non-existent. Healing ability

is different in each patient, and can vary with different treatments as well. Usually, our FUE procedures are accompanied with PRP or Platelet Rich Plasma, laser therapy and other treatments that will significantly accelerate healing time. Generally, crusting in the extraction or donor area lasts only a few days, and complete healing in the implanted or recipient area takes less than two weeks.

WILL IT LOOK NATURAL? WHAT ARE THE MOST IMPORTANT FACTORS IN FUE TRANSPLANTS?

That’s simple. It’s artistry and experience. The true measure of any transplant is the surgeon’s skill in crafting a natural looking result. This requires matching the natural location, density and angle of transplanted follicles so that the hair grows out as it should. Dedication to the artistry of hairline reconstruction is the difference between an undetectable result and looking like you’ve had a hair transplant. Fortunately, you are in excellent hands. Dr. Bauman has performed thousands of procedures on both men and women, has transplanted millions of FUE grafts, and is considered one of the foremost medical experts in FUE worldwide.

Bauman Medical’s advanced individual Follicular Unit Extraction “FUE” method brings many benefits and advantages for both men and women.

MEDICAL RESEARCH CONSULTING TRICHOLOGY EDUCATION
1450 S DIXIE HWY | BOCA RATON, FL 33432 | 561 394 0024 | BAUMANMEDICAL.COM

© Copyright 2021 Bauman Medical Group, P.A. All rights reserved.

0521



ADVANCED TREATMENTS. EXCEPTIONAL RESULTS.
THE ULTIMATE HAIR RESTORATION EXPERIENCE.



FAQ

LOW - LEVEL LASER THERAPY

WHAT IS LOW-LEVEL LASER THERAPY?

Providing energy to hair follicles, getting them to grow a thicker, healthier hair has gotten easier and more efficient with the advent of more powerful, more convenient, cordless and rechargeable FDA-cleared laser therapy devices. Many of today's top practitioners rely on drug-free laser therapy with or without other treatments to provide optimum hair regrowth for both male and female patients.

HOW DOES LASER THERAPY FOR HAIR REGROWTH WORK?

With FDA clearances and strong clinical evidence to support its efficacy as a hair loss treatment, today low level lasers have become an important tool for those seeking to restore their locks. But how exactly do these lasers help you fight hair loss?

Laser therapy for hair growth utilizes wavelengths of light in the “visible red” part of the spectrum which have a biological effect on cells. It is known that wavelengths of light produced by the diodes of the lasers are associated with an increase in energy production [ATP] within the cells, which may be a primary mechanism for helping a follicle to grow better hair by producing thicker, longer, healthier looking hair strands. Since their discovery in the 1960s, low-level lasers have been proven to be an effective drug-free and side effect-free way to help heal wounds, relieve pain, increase circulation, and decrease inflammation. Today, low level laser treatments are delivered using a baseball style cap called a Lasercap.

HOW OFTEN SHOULD I WEAR MY LASER THERAPY CAP?

Recommended treatments may vary based on each patient's specific needs and goals and the device used.

WHAT ARE THE BENEFITS OVER HAND-HELD LASER THERAPY DEVICES?

Unlike laser ‘combs’ and ‘brushes’, Laser Therapy Caps offer a discreet, hands-free treatment to the scalp, allowing patients to easily work their therapy sessions into their daily routines. These lasers can fit into most hats, and can also be hidden under a scarf or bandana, or used on its own without a hat.

CAN I COMBINE LASER THERAPY WITH MY OTHER TREATMENTS?

Absolutely. While Laser Therapy can be used as a stand-alone treatment, many patients maximize its effectiveness by adding it to a multi-therapy treatment plan. Hair transplant patients often use Laser Therapy to help accelerate healing and decrease discomfort after surgery.

Continued on other side.

MEDICAL RESEARCH CONSULTING TRICHOLOGY EDUCATION
1450 S DIXIE HWY | BOCA RATON, FL 33432 | 561 394 0024 | BAUMANMEDICAL.COM

© Copyright 2021 Bauman Medical Group, P.A. All rights reserved.

0521



FREQUENTLY ASKED QUESTIONS LASER THERAPY CAP

ARE YOU A GOOD CANDIDATE FOR A LASER THERAPY CAP?

For those with hair loss or hair thinning, keep in mind, these may be influenced by many factors including heredity, medications, illness, stress, nutrition, lifestyle, etc., and left untreated only gets worse with time. Because so many factors can influence ones hair loss status, it is essential to undergo a thorough medical consultation with a specialist before initiating any hair restoration regimen. Baseline evaluations, tracking measurements and standardized medical photos are critical to provide an objective measurement of your progress. Laser therapy can add a non-chemical side effect-free treatment to your hair growth regimen.

WHAT ARE THE BENEFITS OF LASERCAP?

Consistent use of low-level laser therapy treats hair loss, hair thinning, and has been proven to improve the appearance of hair quality, hair strength and hair thickness. The lasercap will also in addition, promote hair growth. Clinical studies have shown a 51% increase in terminal (healthy) hair counts on patients when compared to those using placebo devices. There has never been a reported side effect of low-level laser therapy since its use began in the 1960s. Since laser devices are durable and long lasting with proper care, a good-quality Laser Therapy device may be your least costly treatment over time.

WHAT KIND OF RESULTS CAN I EXPECT WITH LASER THERAPY?

Laser therapy, like other non-invasive hair growth treatments, is not a “miracle cure,” but it can be an important treatment for damaged hair, thinning hair and hair loss. While low-level laser therapy does facilitate hair growth, it is important to understand that it doesn’t regrow hair that is already dead and gone, which is why early detection and intervention is essential for optimal results. Laser therapy can jumpstart areas where the hair is thinning and can also be effective for hair growth when used in combination with other medical treatments like compounded topical minoxidil, oral finasteride, platelet-rich plasma plus stem cell injections, prostaglandin analogs, nutritional supplements and hair transplant surgery, either with SmartGraft FUE, NeoGraft FUE or the ARTAS Robotic-Assisted FUE Hair Transplant System.

As with any hair growth treatment, early results are subtle and full, final results take time. To track your progress and stay consistent with the treatment, Bauman Medical recommends getting baseline hair measurements with HairCheck before starting laser therapy so you can know what areas are receiving a benefit and how much improvement is occurring.

For more information on what kind of results you might achieve with laser therapy or how laser therapy can be added to your ‘multi-therapy’ hair restoration regimen, please visit www.baumanmedical.com or call 844-GET-HAIR or 561 394-0024.

MEDICAL RESEARCH CONSULTING TRICHOLOGY EDUCATION
1450 S DIXIE HWY | BOCA RATON, FL 33432 | 561 394 0024 | BAUMANMEDICAL.COM

© Copyright 2021 Bauman Medical Group, P.A. All rights reserved.

0521



ADVANCED TREATMENTS. EXCEPTIONAL RESULTS.
THE ULTIMATE HAIR RESTORATION EXPERIENCE.



FAQ

PDOgro™ PROCEDURE

PDOgro™ is a promising new lunchtime treatment that was recently pioneered by Dr. Alan J Bauman and introduced in the US. It is currently being used exclusively by Bauman Medical to stimulate hair regrowth.

WHAT PDOgro™?

PDOgro™ thread insertion procedure is an exciting new, non-invasive treatment to stimulate hair regrowth. PDO (polydioxanone) is a commonly used slowly absorbing synthetic surgical suture material that stimulates collagen production, elastin, and hyaluronic acid as well as activates fibroblasts while it dissolves. These FDA-cleared PDO sutures have been used safely in surgery for decades and, in recent years, have shown promise in aesthetic medicine for skin rejuvenation including tightening, lifting, and wrinkle reduction.

HOW DOES PDOgro™ WORK AS A HAIR LOSS TREATMENT?

Dr. Bauman’s unique application of the PDO threads, PDOgro™, is performed under painless local anesthesia by aseptically inserting PDO MasterThreads into the scalp in the thinning areas to stimulate hair regrowth by rejuvenating weakened follicles. This proprietary process is currently the only procedure in the U.S. using PDO threads for hair regrowth.

WHAT CAN I EXPECT FROM A PDOgro™ TREATMENT?

This painless “lunchtime” procedure is believed to stimulate hair regrowth through the release of

growth factors and increased blood flow in the treatment area. The material slowly and safely dissolves over a period of months. This outpatient non-surgical treatment requires no recovery, no downtime, no aftercare, and no activity restrictions.

WHO CAN IT HELP?

PDO sutures have been used in various medical and surgical applications for decades, but the hair restoration field is just tapping into its potential as a hair loss treatment. Current research supports its use for stopping, slowing or reversing hair loss and promoting hair regrowth. Research has shown that PDOgro™ can be used as a stand-alone hair growth treatment or in conjunction with FDA-approved medications, low-level laser therapy, as well as other procedures including PRP, other cell therapy treatments and hair transplantation.

HOW OFTEN WILL I NEED TO BE TREATED?

Every patient responds to treatment differently. HairCheck hair regrowth measurements are recommended every three months to track improvements in hair growth and to help determine when the next PDOgro™ thread treatment is indicated. This continued monitoring of progress will generally show an increase in hair growth within three to six months and normally taking six or more months before the effects of treatment are visually noticeable. However, some patients have responded more quickly.

Continued on other side.

MEDICAL RESEARCH CONSULTING TRICHOLOGY EDUCATION
1450 S DIXIE HWY | BOCA RATON, FL 33432 | 561 394 0024 | BAUMANMEDICAL.COM

© Copyright 2021 Bauman Medical Group, P.A. All rights reserved.

0521



FREQUENTLY ASKED QUESTIONS PDOgro™ PROCEDURE

DOES PDOgro™ GROW “NEW” HAIR FOLLICLES?

No - at this time, your body cannot grow new hair follicles. However, PDOgro™ has been shown to be effective at helping to stimulate hair follicles to grow thicker, stronger, longer and more pigmented hairs--producing increased volume and coverage in thinning zones.

CAN PDOgro™ BE COMBINED WITH OTHER TREATMENTS AND PROCEDURES LIKE HAIR TRANSPLANTATION?

Yes, absolutely. As in many areas of medicine, a multimodality or multitherapy approach can work synergistically to bring a stronger therapeutic result. Treatments like PRP, laser therapy, custom-compounded topical minoxidil, and other interventions can be combined with PDO thread insertion. Transplanted hair is relatively permanent, but your other hair is not, so PDOgro™ can be used to help protect hair follicle function in the non-transplanted hair. PDOgro™ can be comfortably performed at the time of your hair transplant procedure.

LOOKING AHEAD

Although initial research and results have been presented at major medical conferences, continued research and studies are being conducted to help unlock PDOgro™'s maximum potential for hair loss patients. Clinical trials at Bauman Medical will help determine how long the hair growth improvements with PDO threads will last as a stand-alone treatment, as well as in conjunction with other treatments.

AM I A GOOD CANDIDATE FOR PDOgro™?

PDOgro™, like many other non-invasive treatments, are best applied at the earliest phases of hair thinning, while there is a good chance to help preserve and enhance hair follicle function. A video or in-person consultation with PDOgro™ pioneer and ABHRS certified Hair Restoration Physician, Dr. Alan J. Bauman is recommended before proceeding with any medical treatment for hair loss.

MEDICAL RESEARCH CONSULTING TRICHOLOGY EDUCATION
1450 S DIXIE HWY | BOCA RATON, FL 33432 | 561 394 0024 | BAUMANMEDICAL.COM

© Copyright 2021 Bauman Medical Group, P.A. All rights reserved.

0521



ADVANCED TREATMENTS. EXCEPTIONAL RESULTS.
THE ULTIMATE HAIR RESTORATION EXPERIENCE.

FAQ

WHAT IS PLATELET-RICH PLASMA (PRP)?

Platelet-Rich Plasma (PRP) is a source of your own natural growth factors that stimulate tissue regeneration and hair growth. This is a highly effective treatment that is widely used in orthopedics, oral maxillofacial surgery, cosmetic surgery, and other medical disciplines as a surgery alternative that promotes healing, repair, and rejuvenation. Perhaps most remarkably, however, is that the PRP used to treat you is produced from your own blood.

HOW DOES IT WORK?

Once a small sample of your blood is drawn, a special process separates its various components to produce the concentrated PRP. The processed PRP is applied to desired areas virtually painlessly and then activated to begin stimulating hair growth. Blood platelets represent our bodies' own remarkable healing power, and when applied correctly, this power can also stimulate and enhance hair growth.

This non-invasive procedure takes little more than an hour and is often called the "lunchtime treatment" for hair loss.

PRP can be performed as a stand-alone procedure, in addition to other medical and non-medical therapies, or also in conjunction with a hair transplant procedure to increase its effectiveness and improve outcomes. A medical hair loss evaluation is required to determine if you are an appropriate candidate for PRP treatments.

DOES PRP GROW "NEW" HAIR FOLLICLES?

No - your body cannot grow new hair follicles, but PRP has been proven effective at helping to stimulate weak hair follicles. PRP also protects and rejuvenates your hair by growing longer, thicker, more pigmented hair from follicles affected by hair loss.

WHAT CAN I EXPECT DURING A PRP TREATMENT?

From a patient's perspective, the procedure is quick, comfortable and relatively simple to undergo. A small sample of your blood is drawn and then processed under physician supervision in sterile conditions with special equipment to prepare the PRP. It is then painlessly applied into the desired area of your scalp, which has been cleansed and treated with a local anesthetic prior to the procedure. A special FDA-cleared microneedling device is used to spur the platelets into action to complete the activation of the release of powerful growth factors.

PRP:PLATELET RICH PLASMA

IS THERE ANY DOWNTIME AFTER A PRP PROCEDURE?

Afterwards, other than some temporary redness of the skin in the treated area, there are no signs at all that the treatment has been performed. There are NO activity restrictions following treatment, and patients may shampoo their hair immediately afterwards.

WHAT ARE THE RISKS?

Since the Platelet-Rich Plasma is derived from your own blood, the treatment is already perfectly suited to your body's own chemistry and processes. This insulates it against disease transmission, cellular rejection and other concerns, making the procedure extremely safe and relatively free from all risks.

Assuming you are considered a good candidate for PRP therapy to begin with, risks are minimal. Even the need for post-treatment pain medication is rare because of the local anesthesia used during the procedure.

HOW OFTEN WILL I NEED TO BE TREATED?

Every patient responds to treatment differently. However, continual monitoring of your progress with HairCheck® measurement tools will generally show an increase in hair growth within three to six months, taking six months to a year before the effects of a treatment are visually noticeable. The measurements will also help determine when a repeat treatment is needed. Due to the use of Dr. Bauman's unique protocol, results may last one to two years with a single application.

IS ALL PRP THE SAME?

Sadly, no. Most practitioners do not use sophisticated preparation protocols to adequately concentrate the blood platelets, neglect to perform measurements to check progress, or utilize protocols that prolong PRP effects. If your practitioner suggests a "series" of treatments over several months, this usually indicates a lack of sophistication in the PRP preparation and application protocol. Seek out a specialist who exclusively treats hair loss and performs scientific measurements before and after treatment.

MEDICAL RESEARCH CONSULTING TRICHOLOGY EDUCATION

1450 S DIXIE HWY | BOCA RATON, FL 33432 | 561 394 0024 | BAUMANMEDICAL.COM

© Copyright 2021 Bauman Medical Group, P.A. All rights reserved.

0521



ADVANCED TREATMENTS. EXCEPTIONAL RESULTS.
THE ULTIMATE HAIR RESTORATION EXPERIENCE.



FAQ

THE RECRUITER

THE RECRUITER FOR STEM CELL SUPPORT:

The Recruiter is a first-of-its-kind daily supplement for optimum health, overall longevity and anti-aging, and recovery from injury. It is often used before and after hair transplants, PRP, and PDOgro™ to promote healing for faster recovery and improved hair growth results.

BACKGROUND:

Stem cells in the body are responsible for tissue regeneration and repair, and the medical significance of circulating stem cells is becoming increasingly recognized. Augmentation of circulating stem cells using cell therapy and medications has resulted in promising preclinical and clinical data for numerous degenerative conditions.

However, this approach is limited by cost, adverse events, as well as barriers to chronic administration--including the need for complex cell processing facilities only available at a limited number of medical institutions. Less invasive interventions like smoking cessation, exercise and nutritional modifications have been successful in augmenting beneficial circulating stem cells.

Recent studies have shown that the ingredients in the Recruiter improve the number of circulating stem cells in your body. This data supports its use as a stimulator of the reparative processes associated with the mobilization of stem cells.

WHAT EXACTLY DOES THE RECRUITER DO FOR THE BODY?

In two separate published peer-reviewed scientific research studies, Recruiter's ingredients have been proven to increase the number of circulating stem cells and progenitor cells in the bloodstream. These groundbreaking studies were the first-of-their-kind in demonstrating this profound stem cell mobilization effect from a nutritional supplement. The Recruiter also provides 2000 IU of Vitamin D3 per two capsules serving to support immune health as well as healthy heart, lungs, bones, weight, and mood.

HOW DOES THE RECRUITER WORK?

The Recruiter nourishes your bone marrow to release more stem cells [endothelial progenitor cells or EPCs] into the body's circulation and protects those cells from oxidative stress. It does so through a proprietary formulation that includes lactobacillus fermentum. Increased energy levels, enhanced skin quality, resistance to infection, and accelerated recovery have been reported without risk of side effects.

WHAT IS IN THE RECRUITER?

The Recruiter contains a proprietary food supplement produced by fermentation of a combination of green tea, astragalus, goji berry extracts, along with food-derived lactobacillus fermentum, together with ellagic acid, beta 1, 3 glucan, and vitamin D3.

WHY IS HAVING INCREASED CIRCULATING STEM CELLS IMPORTANT?

Stem cells are essential for natural tissue regeneration because they replace dysfunctional and dying cells with younger, more vibrant cells.

Stem cells can home to areas of injury/dysfunction once they are released into the bloodstream. Therefore it is crucial to have as many circulating stem cells as possible to repair injured cells and replace non-functioning cells.

NOTE: Your body's number of circulating stem cells is at its highest at birth. Production of stem cells starts to decline after the age of 25 years old, and some medical experts believe that low circulating stem cells are part of the aging process.

Some of your body's stem cells are produced and stored in your bone marrow. The Recruiter, with its proprietary formula, initiates the release of these stored stem cells. By mobilizing stem cells into the bloodstream, they can be more readily available to repair and rejuvenate your body's tissues.

[Continued on other side.](#)

MEDICAL RESEARCH CONSULTING TRICHOLOGY EDUCATION

1450 S DIXIE HWY | BOCA RATON, FL 33432 | 561 394 0024 | BAUMANMEDICAL.COM

© Copyright 2021 Bauman Medical Group, P.A. All rights reserved.

0521



FREQUENTLY ASKED QUESTIONS
THE RECRUITER

WHAT DOES VITAMIN D3 DO FOR THE BODY?

Vit D3 supports many functions in the body. D3 is known as the “sunshine vitamin” because the interaction between your skin and sunlight synthesizes Vitamin D naturally. However, most people today are deficient in Vit D because we are spending more time indoors and using more sunscreen, so supplemental Vit D is encouraged for optimum overall health.

FUNCTIONS OF VITAMIN D3 CHOLECALCIFEROL:

- Critical for immunity against pathogens, including viruses
- Strengthen bones because it is instrumental for proper absorption of calcium
- Good for muscle function by enhancing the cell’s contraction ability
- Anti-inflammatory
- Helps regulate kidney function
- Helps reduce depression, improves mood
- Helps reduce hunger by supporting leptin’s action (the hunger hormone)
- Neuroprotective (may help with cognitive disorders such as Alzheimer’s and dementia)
- Deficiency is linked to poor sleep

HOW DO I TAKE THE RECRUITER?

Before and After Your Procedure: 4 capsules per day

Dr. Bauman recommends a divided dose: two capsules in the morning and two capsules in the evening with food starting two weeks prior to your procedure (FUE, PRP, PDOgro, etc.), including your procedure days and continuing for at least two weeks after your procedure.

Maintenance or Every Day Dose: 2 capsules per day

Two capsules per day with food. Can be taken together or divided-doses: one in the morning and one in the evening.

WHAT ARE THE SIDE EFFECTS?

There are no known side effects of the Recruiter.

Where can I get the Recruiter?

Scan this QR code to shop the Bauman eStore and order your supply of the Recruiter today.



Scan to Shop

REFERENCES

Mikirova NA, Jackson, JA., Hunninghake, R. et al. Nutraceutical augmentation of circulating endothelial progenitor cells and hematopoietic stem cells in Human subjects. J Transl Med 8, 34 [2010]

Mikirova NA, Jackson, JA., Hunninghake, R. et al. Circulating endothelial progenitor cells: A new approach to anti-aging medicine? J Transl Med 7. 106[2009].

Vitamin D Concentrations, Endothelial Progenitor Cells, and Cardiovascular Risk Factors. Mikirova NA, Belcaro G. Jackson, JA, Riordan NH; Panminerva Medica 2010, 52:[Suppl. 1 to No. 2]

Karrie T. Amor, et al. “Does D matter? The role of Vitamin D in hair follicle cycling.” Dermatol Online J. 2010 Feb 15;16[2]:3.



ADVANCED TREATMENTS. EXCEPTIONAL RESULTS.
THE ULTIMATE HAIR RESTORATION EXPERIENCE.

FAQ

TRANS-EPIDERMAL DELIVERY (TED)

WHAT IS ALMA TED?

Alma TED, or Trans-Epidermal Delivery, is a revolutionary pain-free, needle-free, in-office hair restoration treatment with no recovery or downtime. Bauman Medical is among the first clinic in the world offering this exciting new therapy for hair loss, hair thinning, and hair shedding.

HOW DOES TED WORK?

TED is a safe, ultrasound-based treatment that uses sound waves and air pressure to enhance the penetration of a specialized topical hair growth formula into the scalp. This treatment increases blood flow, optimizes scalp health, and stimulates hair follicles to produce thicker, stronger, healthier hair. TED offers these benefits without the discomfort of injections or temporary shedding associated with some in-office hair growth treatments.

WHAT SHOULD I EXPECT?

TED is a quick 20-25 minute treatment that can often be performed the same day as your consultation. Please keep in mind our comprehensive consultations take approximately one hour. During your consultation, Dr. Bauman or another member of our medical team will evaluate and diagnose your hair loss situation, perform baseline measurements, and determine whether you are a good candidate for Alma TED and/or other hair restoration therapies.

DOES TED REGROW A NEW HAIR FOLLICLE?

Unfortunately, no. The only way to restore hair growth to a severely depleted area is through hair transplantation. However, TED can be used in conjunction with hair transplants to heal the scalp faster, grow the transplanted hair sooner, and also help slow, stop, and reverse the progression of hair loss in non-transplanted areas.

IS THE TREATMENT PAINFUL?

No, the treatment is quite comfortable. You can expect to feel a vibration and a warm sensation from the device on the scalp during treatment. There is absolutely no pain involved. Patients find the procedure relaxing, and many fall asleep during their procedure. No needles or anesthesia is required. Because there is no trauma to the scalp, there is absolutely no discomfort afterward. It is normal for the scalp to appear slightly pink for about an hour after TED treatment.

WHO IS A GOOD CANDIDATE FOR TED?

Alma TED may be used on any individual that is suffering from hair shedding, hair thinning or hair loss or wants to improve the overall thickness and appearance of their hair. Many patients see less shedding after just a single TED treatment.

Continued on other side.

MEDICAL RESEARCH CONSULTING TRICHOLOGY EDUCATION
1450 S DIXIE HWY | BOCA RATON, FL 33432 | 561 394 0024 | BAUMANMEDICAL.COM

© Copyright 2021 Bauman Medical Group, P.A. All rights reserved.



HOW DOES TED COMPARE TO PRP, PDOGRO, OR OTHER NON-SURGICAL/NON-INVASIVE REGENERATIVE TREATMENTS?

It's important to know that every patient is an individual, and there is no "one size fits all" therapy. PRP and PDOgro™ at Bauman Medical are typically once-a-year treatments, whereas TED would require a series of four treatments spaced one month apart. Measurements are used in every case to measure the response to treatment in several areas of the scalp. Some areas may respond better to different types of therapy. Here at Bauman Medical, we offer a variety of non-surgical and surgical treatment options, many of which may be combined with TED.

HOW CAN I SCHEDULE TED?

We recommend a detailed medical hair loss evaluation and consultation prior to speaking with a coordinator for procedure scheduling. Start your TED Consultation for hair shedding or hair loss today at baumanmedical.com/schedule-consultation or call 561-394-0024.

MEDICAL RESEARCH CONSULTING TRICHOLOGY EDUCATION

1450 S DIXIE HWY | BOCA RATON, FL 33432 | 561 394 0024 | [BAUMANMEDICAL.COM](https://baumanmedical.com)

© Copyright 2021 Bauman Medical Group, P.A. All rights reserved.

